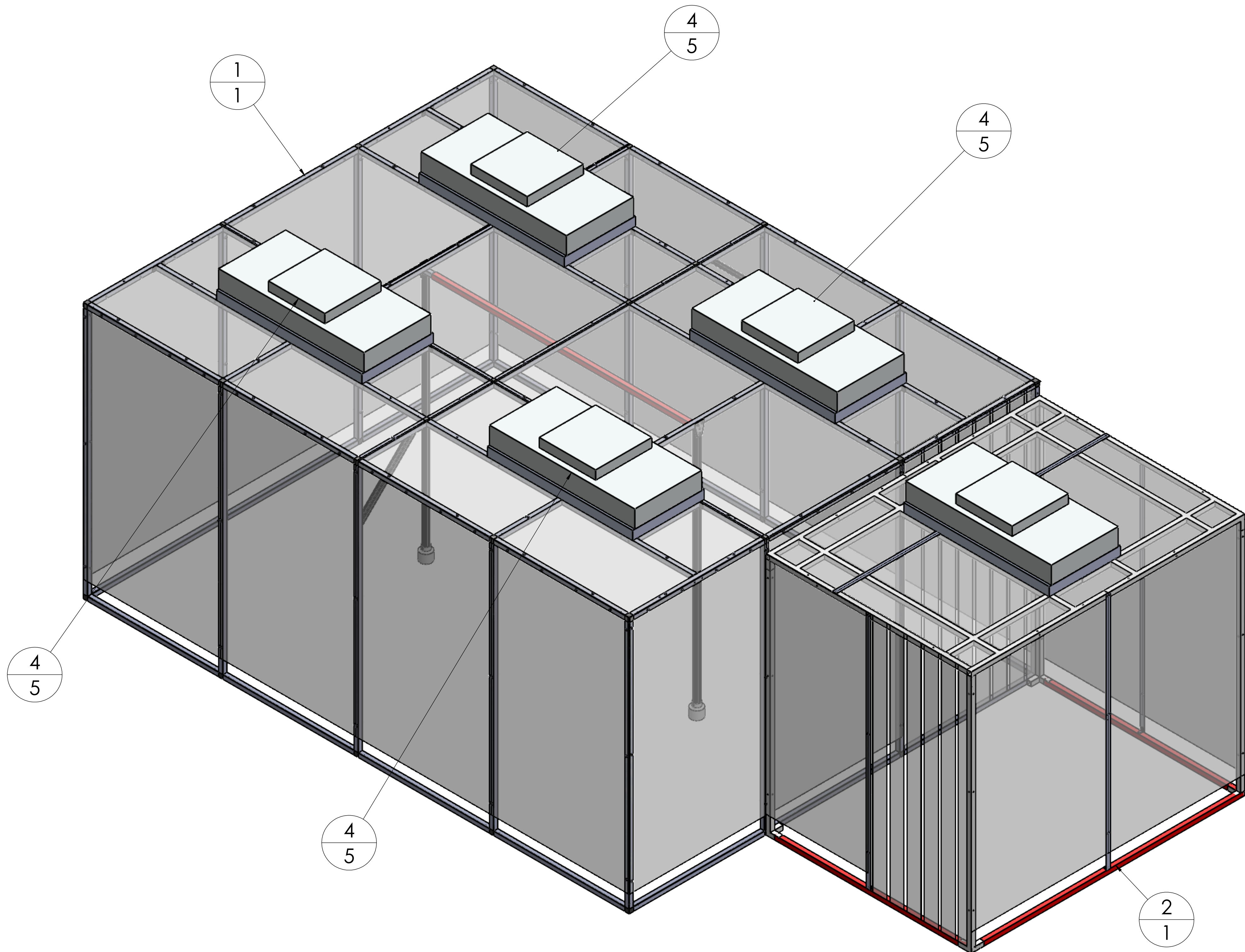


REVISIONS				
ZONE	REV.	DESCRIPTION	DATE	APPROVED
	A	INITIAL RELEASE	4/13/2024	A. REYNOZA



ITEM NO.	SUPPLIER	PN	SW-Configuration Name (Configuration Name)	SW-Comments (Comments)	DESC	PART NUMBER	QTY.
1			3080	ASSEMBLY		12X16 CleanRoom Frame	1
2			3100	ASSEMBLY		2018 CleanRoom V1.0	1
4	TERRA UNIVERSAL	660114-H	Default	PURCHASED PART	2'X4', HEPA, 120V, FILTERFANUNIT	WhisperFlowFans	5

**PROPRIETARY AND CONFIDENTIAL**  
 THE INFORMATION CONTAINED IN THIS DRAWING IS THE SOLE PROPERTY OF ©BERRY COMPANY NAME HERE. ANY REPRODUCTION IN PART OR AS A WHOLE WITHOUT THE WRITTEN PERMISSION OF ©BERRY COMPANY NAME HERE IS PROHIBITED.

UNLESS OTHERWISE SPECIFIED:	NAME	DATE
DIMENSIONS ARE IN INCHES		
TOLERANCES:		
FRACTIONAL: ±		
ANGULAR: MATCH ± BEND ±		
TWO PLACE DECIMAL: ±		
THREE PLACE DECIMAL: ±		
INTERPRET GEOMETRIC TOLERANCING PER:		
MATERIAL		
FINISH		
APPLICATION		
DO NOT SCALE DRAWING		

SIZE DWG. NO. REV  
**1 FULL CLEANROOM LAYOUT**  
 SCALE: 1:15 WEIGHT: SHEET 1 OF 1



8

7

6

5

4

3

2

1

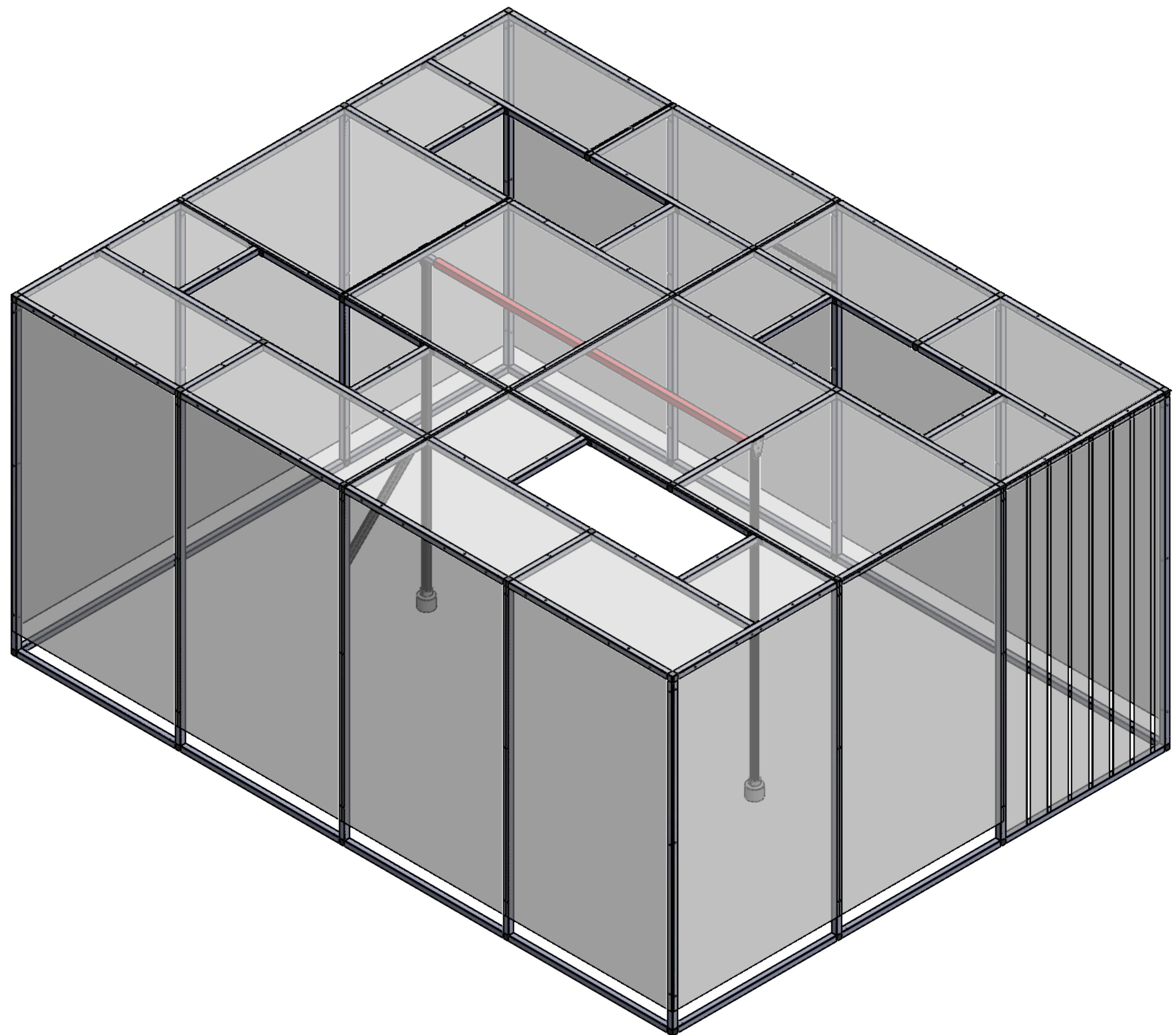
NOTE:

\*BOM FOR 3080 (12X16 CLEANROOM)

\*DRAWING FOR MANUFACTURE PLANS USE MANUAL FOR ASSEMBLY PROCESS

\*NUTS AND BOLTS ARE HIDDEN IN DRAWING, USE HOLE PLACEMENT FOR LOCATIONS

REVISIONS				
ZONE	REV.	DESCRIPTION	DATE	APPROVED
	A	INITIAL RELEASE	4/13/2024	A. REYNOZA



3080

ITEM NO.	SUPPLIER	PN	SW-Configuration Name (Configuration Name)	SW-Comments (Comments)	DESC	PART NUMBER	QTY.
1			3030	ASSEMBLY		EAST WEST WALL	2
2			3010	ASSEMBLY		NORTH SOUTH WALL	2
3			3050	ASSEMBLY		ROOF	1
4	EPlastics	PCCLR0.060AM48X9 6	500-6004	MODIFIED PURCHASED PART	48X96X0.0625 WALL	ROOF POLYCARBONATE48 x96SLDPRT	1
5	EPlastics	PCCLR0.060AM48X9 6	500-6003	MODIFIED PURCHASED PART	48X96X0.0625 WALL	ROOF POLYCARBONATE48 x96SLDPRT	1
6	EPlastics	PCCLR0.060AM48X9 6	500-6002	MODIFIED PURCHASED PART	48X96X0.0625 WALL	ROOF POLYCARBONATE48 x96SLDPRT	1
7	EPlastics	PCCLR0.060AM48X9 6	500-6001	MODIFIED PURCHASED PART	48X96X0.0625 WALL	ROOF POLYCARBONATE48 x96SLDPRT	1
8	EPlastics	PCCLR0.060AM48X9 6	500-6005	MODIFIED PURCHASED PART	48X96X0.0625 WALL	ROOF POLYCARBONATE48 x96SLDPRT	1
9	EPlastics	PCCLR0.060AM48X9 6	500-6006	MODIFIED PURCHASED PART	48X96X0.0625 WALL	ROOF POLYCARBONATE48 x96SLDPRT	1
10	MCMaster CARR	92979A138		PURCHASED PART	Zinc-Plated Grade 5 Steel Flanged Hex Head Screws	92979A138	185
11	EPlastics	PCCLR0.060AM48X9 6	200-5001	MODIFIED PURCHASED PART	48X96X0.0625 WALL	200-5001	4
12	EPlastics	PCCLR0.060AM48X9 6	200-5002	MODIFIED PURCHASED PART	48X96X0.0625 WALL	200-5002	6
13	EPlastics	PCCLR0.060AM48X9 6	200-5003	MODIFIED PURCHASED PART	48X96X0.0625 WALL	POLYCARBONATE48 X96	3
14	ESTO CONNECTORS	5323150	Default	PURCHASE PART	1.5" Straight Base Connector	Straight_Base_Connector	1
15	8020	1515_LITE_96	8020-15153	MODIFIED PURCHASE PART		1515-LITE-96-CL	2
16			1020-1001			VinylCover	1
17			3060	ASSEMBLY		Standing Supports	1
18	MCMaster CARR	95462A029		PURCHASED PART	Medium-Strength Steel Hex Nut	95462A029	185

**PROPRIETARY AND CONFIDENTIAL**  
 THE INFORMATION CONTAINED IN THIS DRAWING IS THE SOLE PROPERTY OF ©BERRY COMPANY NAME HERE©. ANY REPRODUCTION IN PART OR AS A WHOLE WITHOUT THE WRITTEN PERMISSION OF ©BERRY COMPANY NAME HERE© IS PROHIBITED.

UNLESS OTHERWISE SPECIFIED:	DRAWN	NAME	DATE
DIMENSIONS ARE IN INCHES	CHECKED		
FRACTIONAL ±	ENG APPR.		
ANGULAR ± MACH ± BEND ±	MFG APPR.		
TWO PLACE DECIMAL ±			
THREE PLACE DECIMAL ±			
INTERPRET GEOMETRIC TOLERANCING PER:	Q.A.		
MATERIAL	COMMENTS:		
FINISH			
APPLICATION	DO NOT SCALE DRAWING		

TITLE: 12X16 CleanRoom Frame  
 SIZE DWG. NO. 3080 REV A  
 SCALE: 1:15 WEIGHT: SHEET 1 OF 2

5

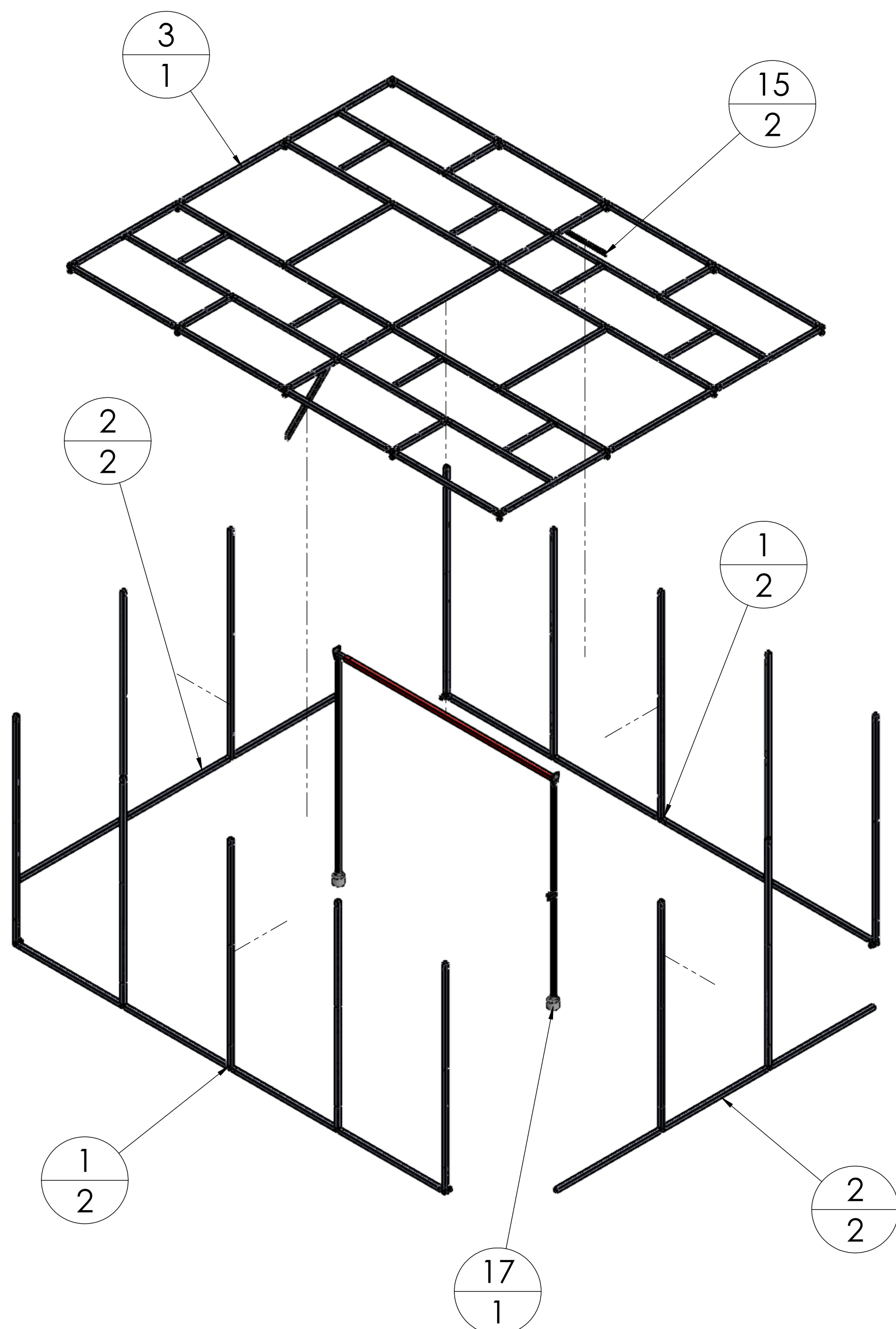
4

3

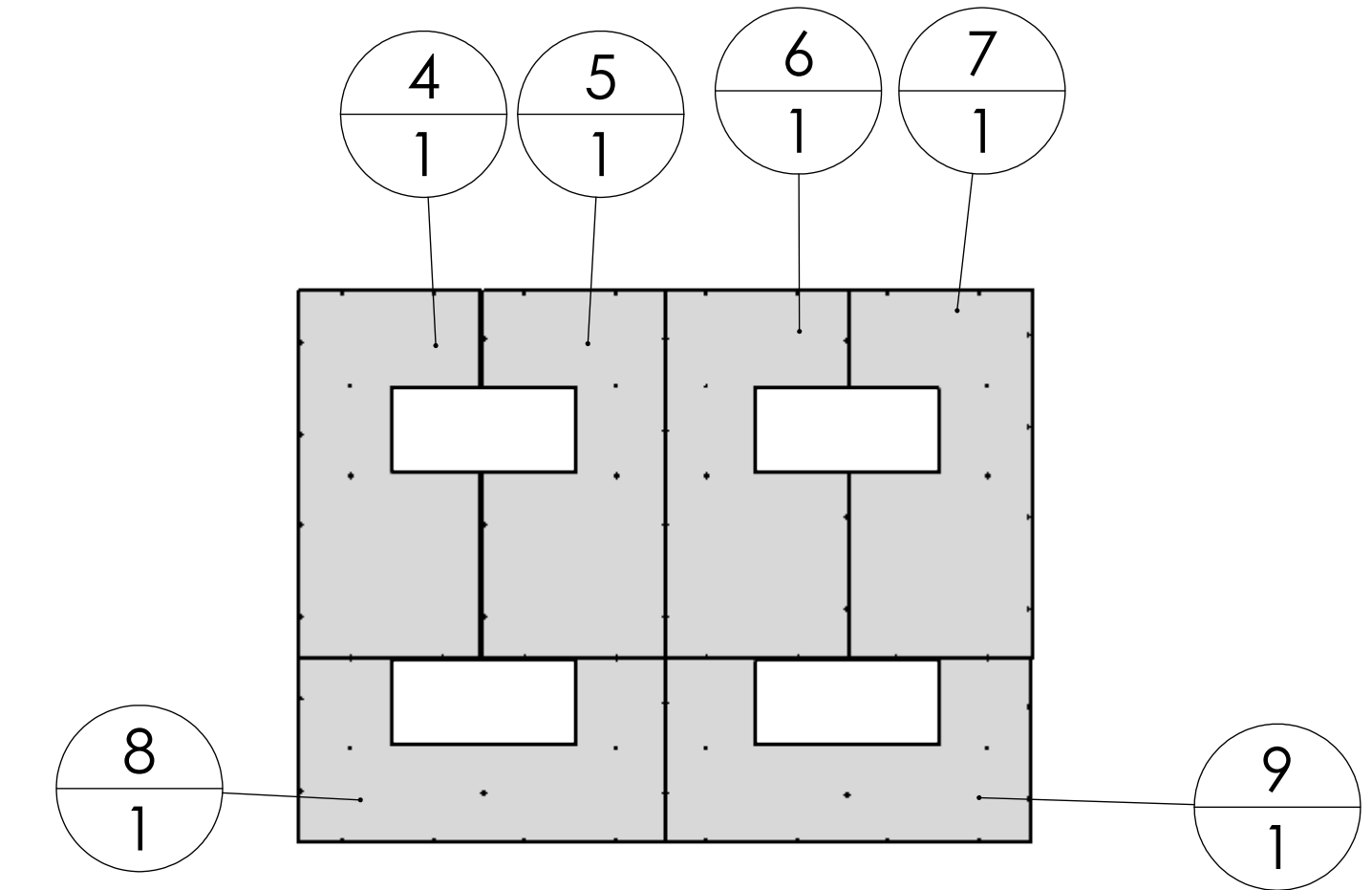
2

1

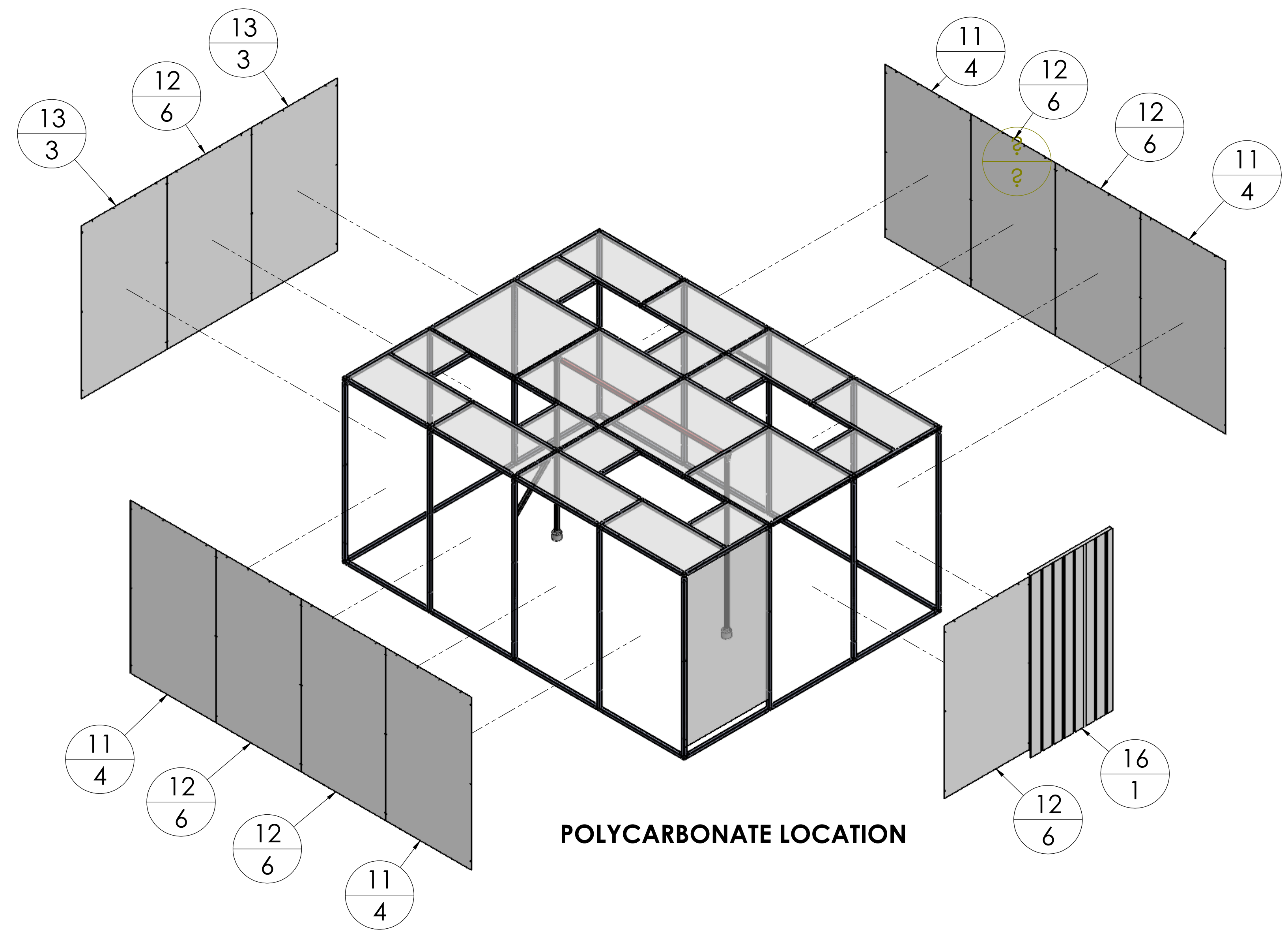




**HIDDEN POLYCARBONATE**



**ROOF POLYCARBONATE LAYOUT**



**POLYCARBONATE LOCATION**

PROPRIETARY AND CONFIDENTIAL  
 THE INFORMATION CONTAINED IN THIS  
 DRAWING IS THE SOLE PROPERTY OF  
 ©BENTLEY SYSTEMS, INC. ANY  
 REPRODUCTION IN PART OR AS A WHOLE  
 WITHOUT THE WRITTEN PERMISSION OF  
 ©BENTLEY SYSTEMS, INC. IS  
 PROHIBITED.


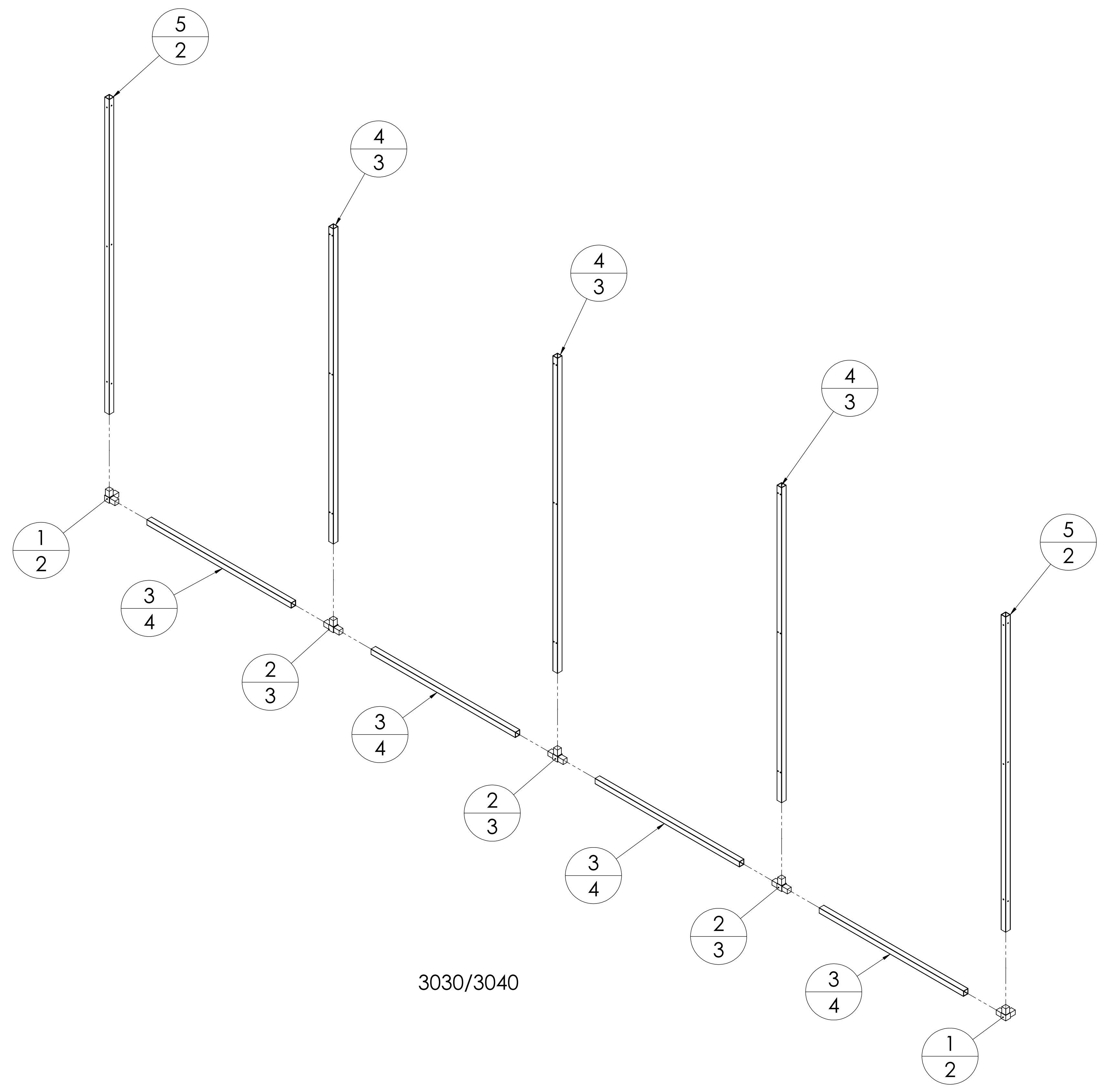
UNLESS OTHERWISE SPECIFIED:		DRAWN	NAME	DATE
DIMENSIONS ARE IN INCHES		CHECKED		
FRACTIONAL ±		ENG APPR.		
ANGULAR ± MATCH ± BEND ±		MFG APPR.		
TWO PLACE DECIMAL ±		Q.A.		
THREE PLACE DECIMAL ±		COMMENTS:		
INTERPRET GEOMETRIC TOLERANCING PER:				
MATERIAL				
FINISH				
APPLICATION	DO NOT SCALE DRAWING			

TITLE:		
12X16CleanRoom Frame		
SIZE	DWG. NO.	REV
D	3080	A
SCALE: 1:30	WEIGHT:	SHEET 2 OF 2

NOTE:  
 \*BOM FOR 3030 (WEST WALL) AND 3040 (EAST WALL)  
 \*DRAWING FOR MANUFACTURE PLANS USE MANUAL FOR ASSEMBLY PROCESS

REVISIONS				
ZONE	REV.	DESCRIPTION	DATE	APPROVED
	A	INITIAL RELEASE	4/13/2024	A. REYNOZA



3030/3040

ITEM NO.	SUPPLIER	PN	SW-Configuration Name(Configuration Name)	SW-Comments(Comments)	DESC	PART NUMBER	QTY.
1	ESTO CONNECTOR	533150	6000-1001	PURCHASED PART	NYLON CONNECTOR	3_way_C	2
2	ESTO CONNECTORS	532150	6000-1002	PURCHASED PARTS	NYLON CONNECTOR	3_way_T	3
3	80/20	9700-46-CL	8020-4604	MODIFIED PURCHASE PART	1.5 INCH SQUARE TUBE	9700-46-CL	4
4	80/20	9700-87-CL	8020-8701	MODIFIED PURCHASE PART	1.5 INCH SQUARE TUBE	9700-87-CL	3
5	80/20	9700-87-CL	8020-8702	MODIFIED PURCHASE PART	1.5 INCH SQUARE TUBE	9700-87-CL	2

**PROPRIETARY AND CONFIDENTIAL**  
 THE INFORMATION CONTAINED IN THIS DRAWING IS THE SOLE PROPERTY OF [REDACTED]. ANY REPRODUCTION IN PART OR AS A WHOLE WITHOUT THE WRITTEN PERMISSION OF [REDACTED] IS PROHIBITED.

UNLESS OTHERWISE SPECIFIED:		NAME	DATE
DIMENSIONS ARE IN INCHES			
TOLERANCES:			
FRACTIONAL: ±			
ANGULAR: MATCH ± BEND ±			
TWO PLACE DECIMAL: ±			
THREE PLACE DECIMAL: ±			
INTERPRET GEOMETRIC TOLERANCING PER:			
MATERIAL:			
FINISH:			
APPLICATION:	DO NOT SCALE DRAWING		

DRAWN		
CHECKED		
ENG APPR.		
MFG APPR.		
Q.A.		
COMMENTS:		

TITLE:		
EAST WEST WALL		
SIZE	DWG. NO.	REV
D	3030/3040	A
SCALE: 1:1/4	WEIGHT:	SHEET 1 OF 2

8

7

6

5

4

3

2

1

D

D

C

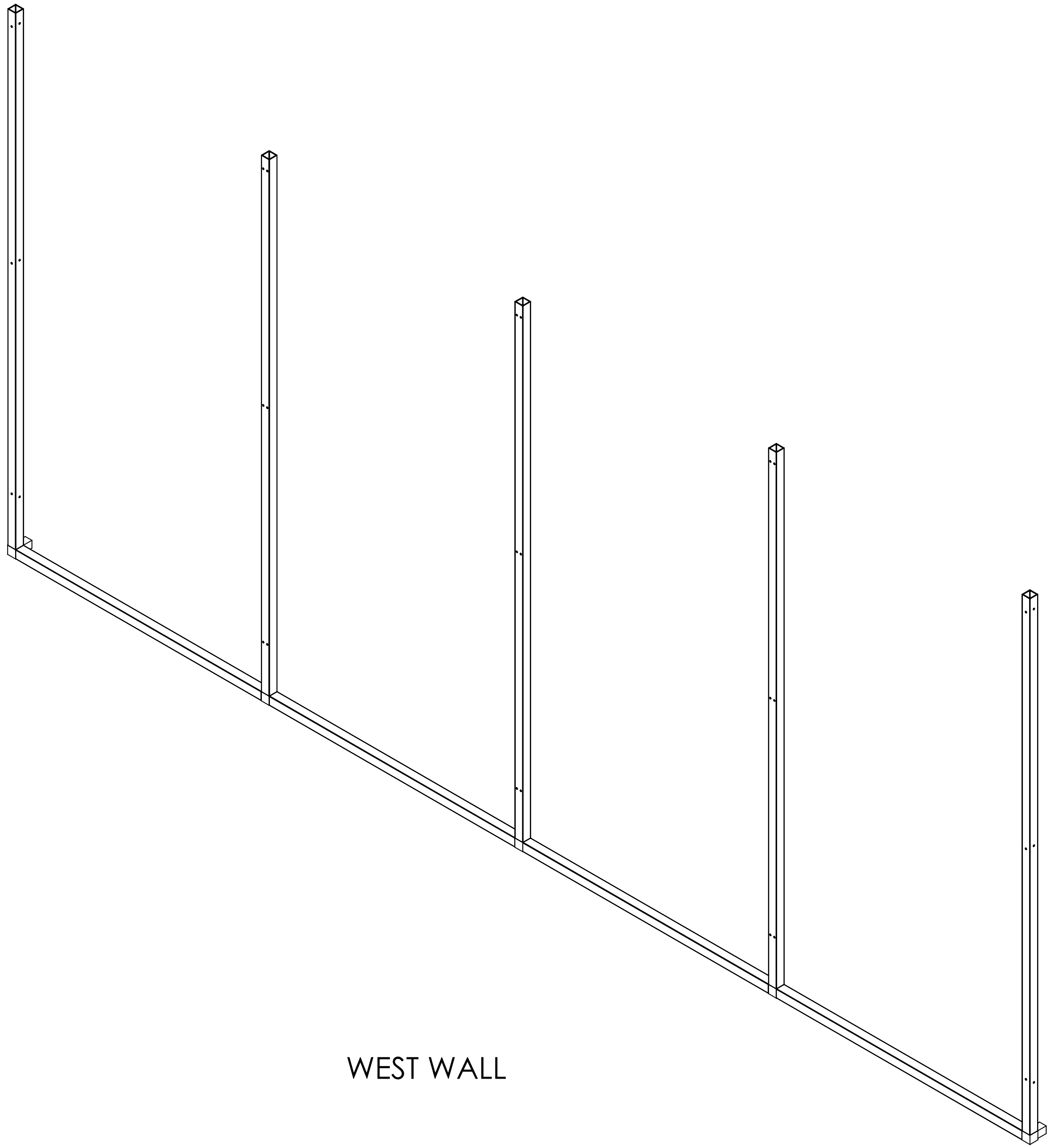
C

B

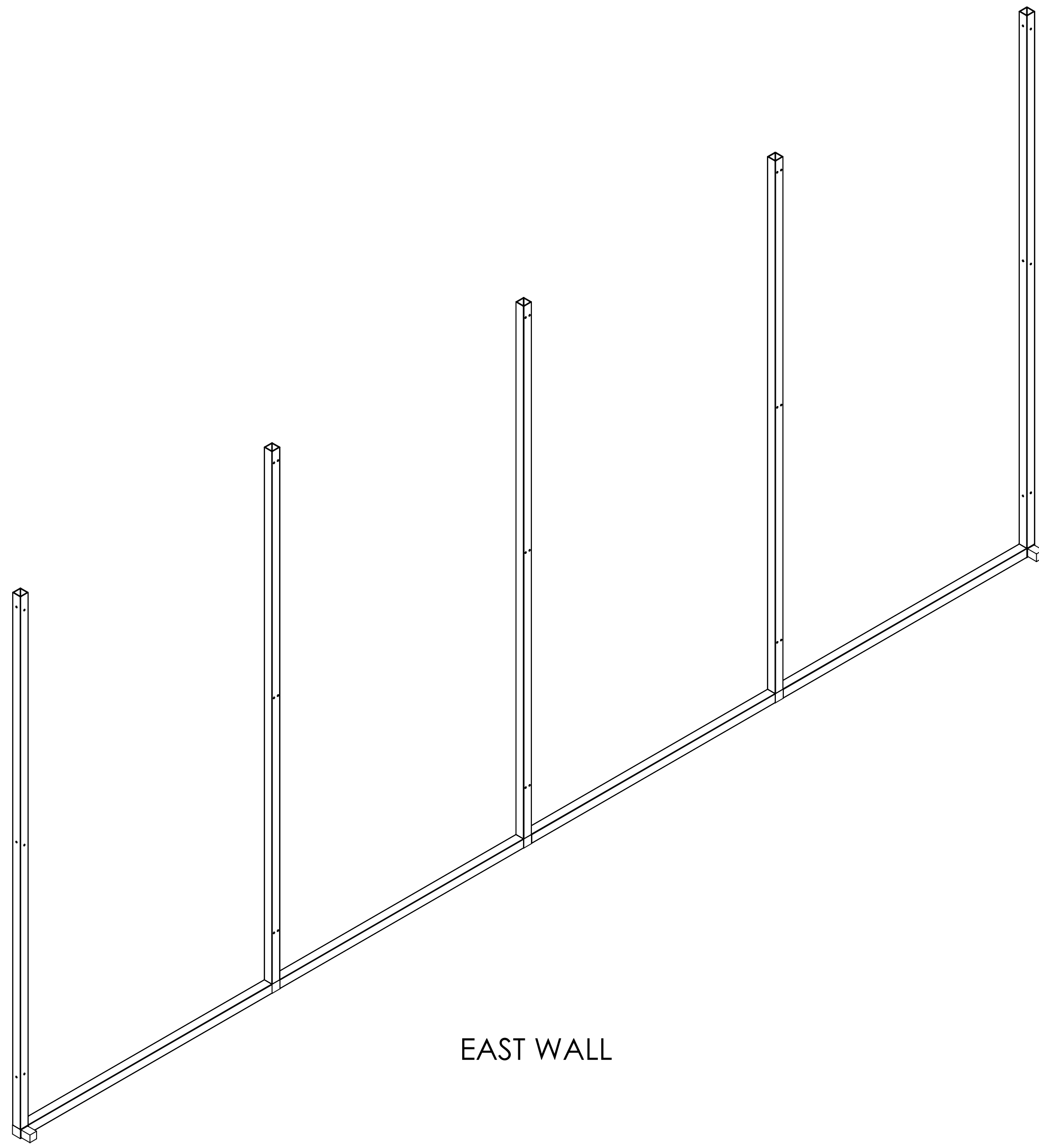
B

A

A



WEST WALL



EAST WALL

**PROPRIETARY AND CONFIDENTIAL**  
 THE INFORMATION CONTAINED IN THIS DRAWING IS THE SOLE PROPERTY OF <INSERT COMPANY NAME HERE>. ANY REPRODUCTION IN PART OR AS A WHOLE WITHOUT THE WRITTEN PERMISSION OF <INSERT COMPANY NAME HERE> IS PROHIBITED.

UNLESS OTHERWISE SPECIFIED:		DRAWN	NAME	DATE
DIMENSIONS ARE IN INCHES		CHECKED		
TOLERANCES:		TITLE:		
FRACTIONAL ±		EAST WEST WALL		
ANGULAR: MACH ± BEND ±		SIZE DWG. NO. REV		
TWO PLACE DECIMAL ±		D 3030/3040 A		
THREE PLACE DECIMAL ±		SCALE: 1:12 WEIGHT: SHEET 2 OF 2		
INTERPRET GEOMETRIC TOLERANCING PER:		Q.A. COMMENTS:		
MATERIAL				
FINISH				
NEXT ASSY	USED ON			
APPLICATION		DO NOT SCALE DRAWING		

8

7

6

5

4

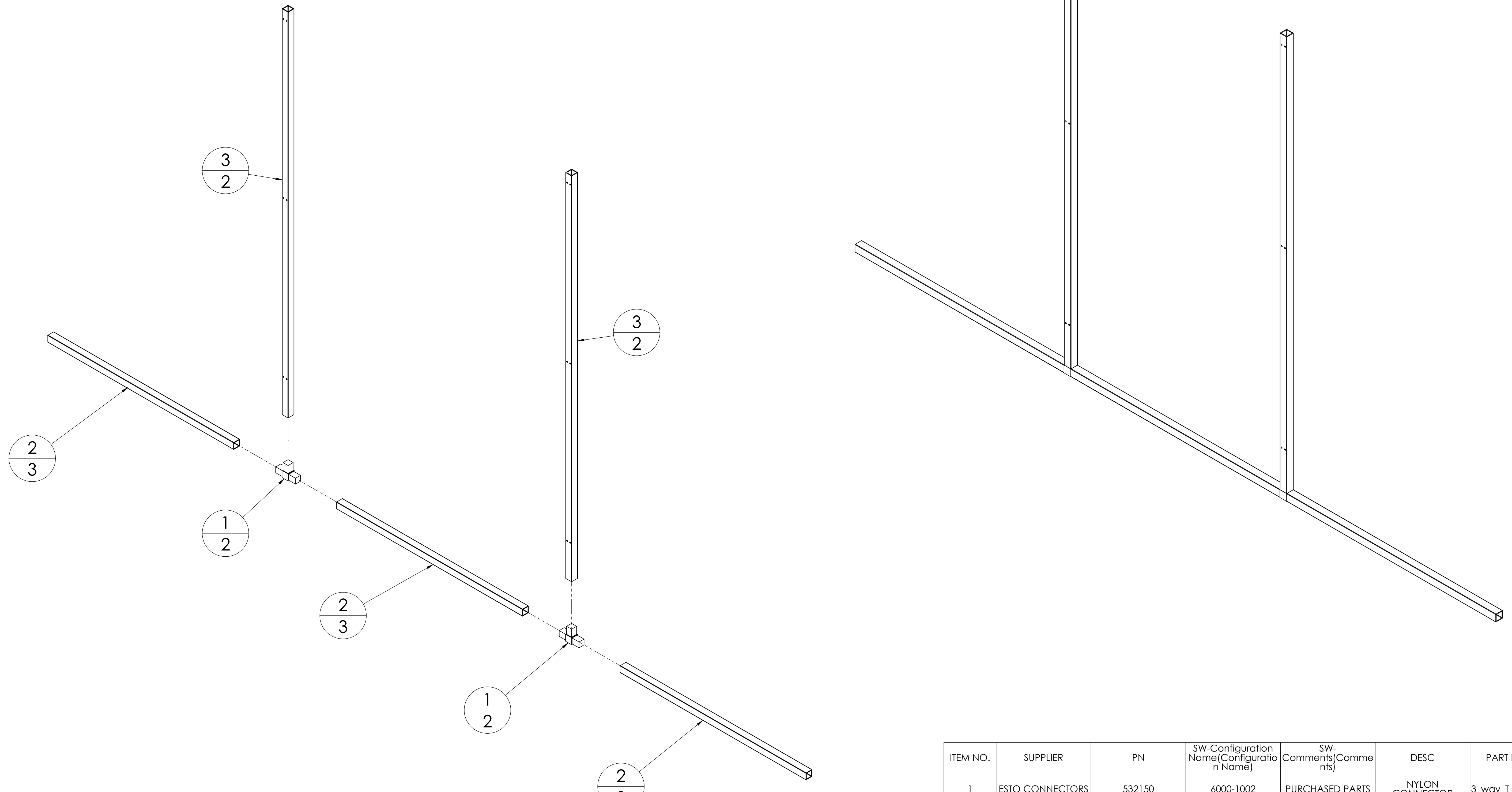
3

2

1

NOTE:  
 \*BOM FOR 3010(NORTH WALL) AND 3020 (SOUTH WALL)  
 \*DRAWING FOR MANUFACTURE PLANS USE MANUAL FOR ASSEMBLY PROCESS

REVISIONS				
ZONE	REV.	DESCRIPTION	DATE	APPROVED
	A	INITIAL RELEASE	4/13/2024	A. REYNOZA



3010/3020

ITEM NO.	SUPPLIER	PN	SW-Configuration Name(Configuration Name)	SW-Comments(Comments)	DESC	PART NUMBER	QTY.
1	ESTO CONNECTORS	532150	6000-1002	PURCHASED PARTS	NYLON CONNECTOR	3_way_I	2
2	80/20	9700-46-CL	8020-4604	MODIFIED PURCHASE PART	1.5 INCH SQUARE TUBE	9700-46-CL	3
3	80/20	9700-87-CL	8020-8701	MODIFIED PURCHASE PART	1.5 INCH SQUARE TUBE	9700-87-CL	2

**PROPRIETARY AND CONFIDENTIAL**  
 THE INFORMATION CONTAINED IN THIS DRAWING IS THE SOLE PROPERTY OF [COMPANY NAME]. ANY REPRODUCTION IN PART OR AS A WHOLE WITHOUT THE WRITTEN PERMISSION OF [COMPANY NAME] IS PROHIBITED.

DRAWN		DIMENSIONS ARE IN INCHES
CHECKED		FRACTIONAL ±
ENG APPR.		ANGULAR MATCH ± BEND ±
MFG APPR.		TWO PLACE DECIMAL ±
		THREE PLACE DECIMAL ±
		INTERPRET GEOMETRIC TOLERANCING PER:
		MATERIAL
		FINISH
NEXT ASSY	USED ON	APPLICATION
		DO NOT SCALE DRAWING



TITLE: <b>NORTH SOUTH WALL</b>		
SIZE DWG. NO.	REV	
<b>D 3010/3020</b>	<b>A</b>	
SCALE: 1:9	WEIGHT:	SHEET 1 OF 2



8 7 6 5 4 3 2 1

D  
C  
B  
A

D  
C  
B  
A



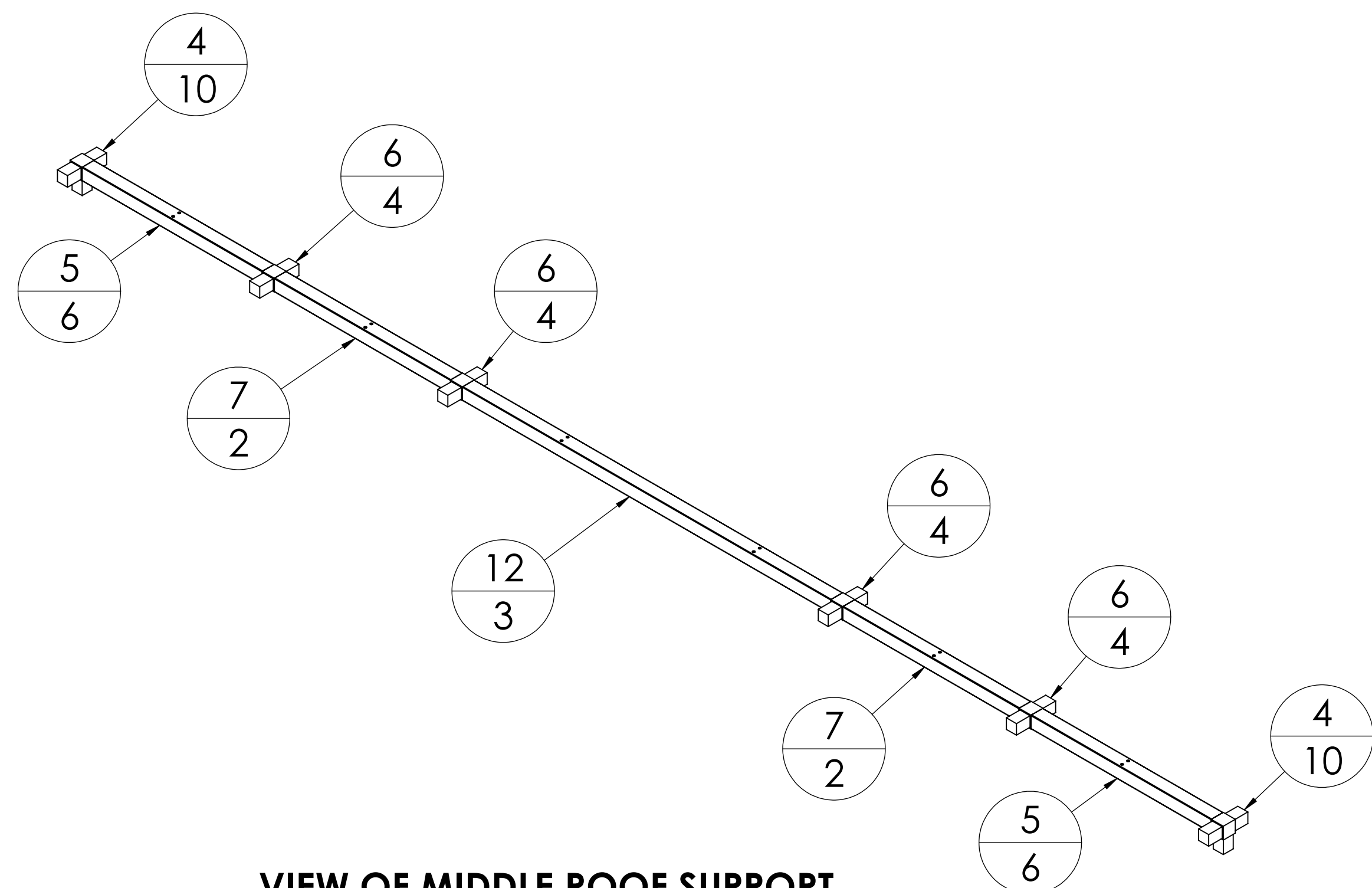
**PROPRIETARY AND CONFIDENTIAL**  
 THE INFORMATION CONTAINED IN THIS DRAWING IS THE SOLE PROPERTY OF <INSERT COMPANY NAME HERE>. ANY REPRODUCTION IN PART OR AS A WHOLE WITHOUT THE WRITTEN PERMISSION OF <INSERT COMPANY NAME HERE> IS PROHIBITED.

UNLESS OTHERWISE SPECIFIED:		DRAWN	NAME	DATE
DIMENSIONS ARE IN INCHES		CHECKED		
TOLERANCES:		ENG APPR.		
FRACTIONAL ±		MFG APPR.		
ANGULAR: MACH ± BEND ±		Q.A.		
TWO PLACE DECIMAL ±		COMMENTS:		
THREE PLACE DECIMAL ±				
INTERPRET GEOMETRIC TOLERANCING PER:				
MATERIAL				
FINISH				
NEXT ASSY	USED ON			
APPLICATION		DO NOT SCALE DRAWING		

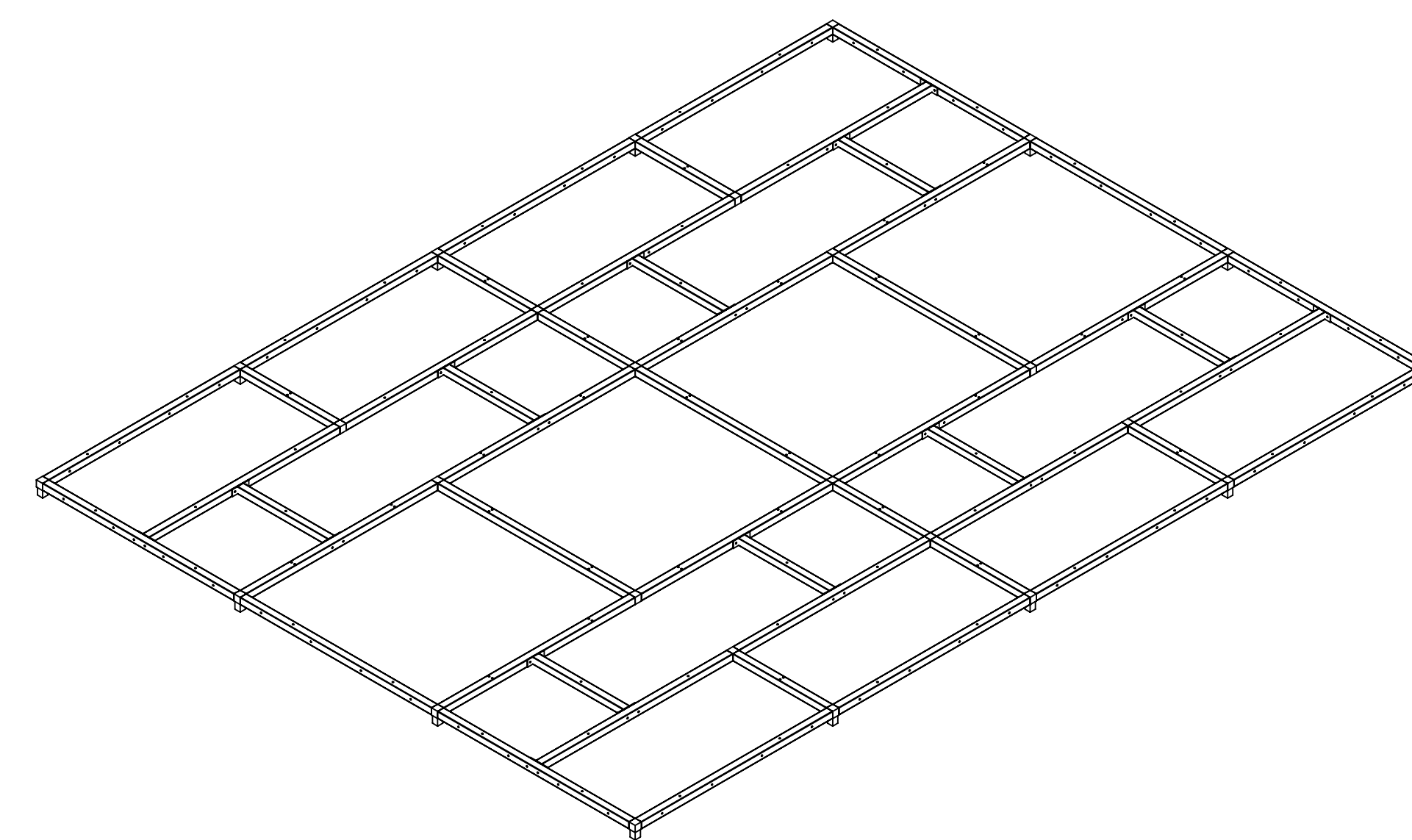
TITLE:		
NORTH SOUTH WALL		
SIZE	DWG. NO.	REV
D	3010/3020	A
SCALE: 1:8	WEIGHT:	SHEET 2 OF 2

NOTE:  
 \*BOM FOR 3050 (ROOF)  
 \*DRAWING FOR MANUFACTURE PLANS USE MANUAL FOR ASSEMBLY PROCESS  
 \*BALLONS ARE IN THE ORDER OF PART ASSEMBLY

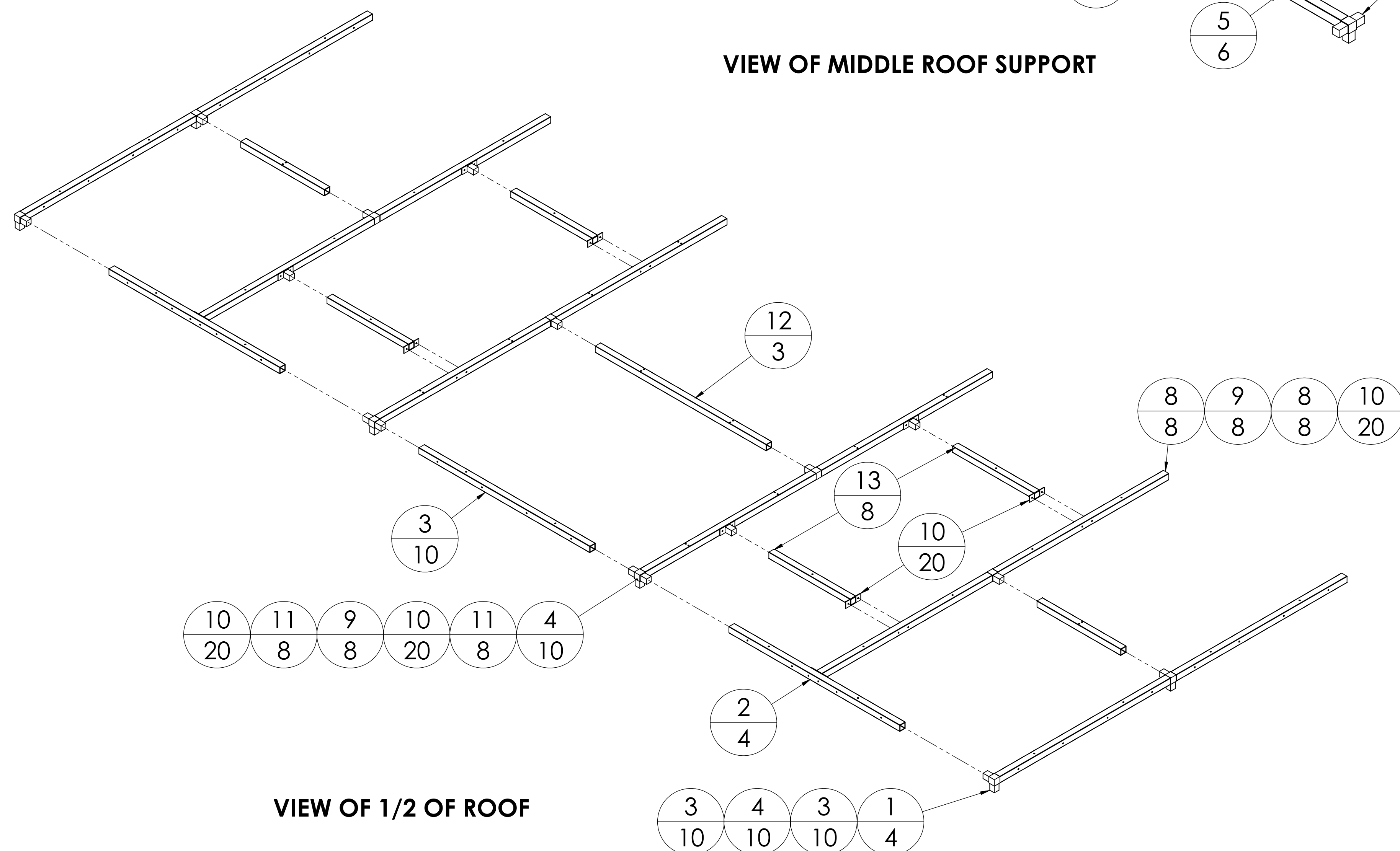
REVISIONS				
ZONE	REV.	DESCRIPTION	DATE	APPROVED
	A	INITIAL RELEASE	4/13/2024	A. REYNOZA



VIEW OF MIDDLE ROOF SUPPORT



3050



VIEW OF 1/2 OF ROOF

ITEM NO.	SUPPLIER	PN	SW-Configuration Name(Confignatio n Name)	SW-Comments(Comme nts)	DESC	PART NUMBER	QTY.
1	ESTO CONNECTORS	533150	6000-1001	PURCHASED PARTS	NYLON CONNECTOR	3_way_C	4
2	80/20	9700-46-CL	8020-4603	MODIFIED PURCHASE PART	1.5 INCH SQUARE TUBE	9700-46-CL	4
3	80/20	9700-46-CL	8020-4605	MODIFIED PURCHASE PART	1.5 INCH SQUARE TUBE	9700-46-CL	10
4	ESTO CONNECTORS	545150	6000-2001	PURCHASED PARTS	NYLON CONNECTOR	4 way corner	10
5	80/20	9700-22.5-CL	8020-2251	MODIFIED PURCHASE PART	1.5 INCH SQUARE TUBE	9700-22.5-CL	6
6	ESTOS CONNECTORS	544150	6000-2002	PURCHASED PARTS	NYLON CONNECTOR	4_way_cross	4
7	80/20	9700-22-CL	8020-2202	MODIFIED PURCHASE PART	1.5 INCH SQUARE TUBE	9700-22-CL	2
8	80/20	9700-46-CL	8020-4601	MODIFIED PURCHASE PART	1.5 INCH SQUARE TUBE	9700-46-CL	8
9	ESTO CONNECTORS	532150	6000-1002	PURCHASED PARTS	NYLON CONNECTOR	3_way_T	8
10	ESTO CONNECTORS	5323150	Default	PURCHASE PART	1.5" Straight Base Connector	Straight_Base_Connector	20
11	80/20	9700-46-CL	8020-4602	MODIFIED PURCHASE PART	1.5 INCH SQUARE TUBE	9700-46-CL	8
12	80/20	9700-46-CL	8020-4606	MODIFIED PURCHASE PART	1.5 INCH SQUARE TUBE	9700-46-CL	3
13	80/20	9700-22-CL	VARIANT 1	MODIFIED PURCHASE PART	1.5 INCH SQUARE TUBE	9700-22-CL	8

UNLESS OTHERWISE SPECIFIED:  
 DIMENSIONS ARE IN INCHES  
 TOLERANCES:  
 FRACTIONAL ±  
 ANGULAR ± MACH ± BEND ±  
 TWO PLACE DECIMAL ±  
 THREE PLACE DECIMAL ±

INTERPRET GEOMETRIC TOLERANCING PER:  
 MATERIAL:  
 FINISH:  
 APPLICATION: DO NOT SCALE DRAWING

PROPRIETARY AND CONFIDENTIAL  
 THE INFORMATION CONTAINED IN THIS DRAWING IS THE SOLE PROPERTY OF [REDACTED]. ANY REPRODUCTION IN PART OR AS A WHOLE WITHOUT THE WRITTEN PERMISSION OF [REDACTED] COMPANY NAME HERE IS PROHIBITED.

DRAWN	NAME	DATE
CHECKED		
ENG APPR.		
MFG APPR.		
Q.A. COMMENTS:		

TITLE: **ROOF**

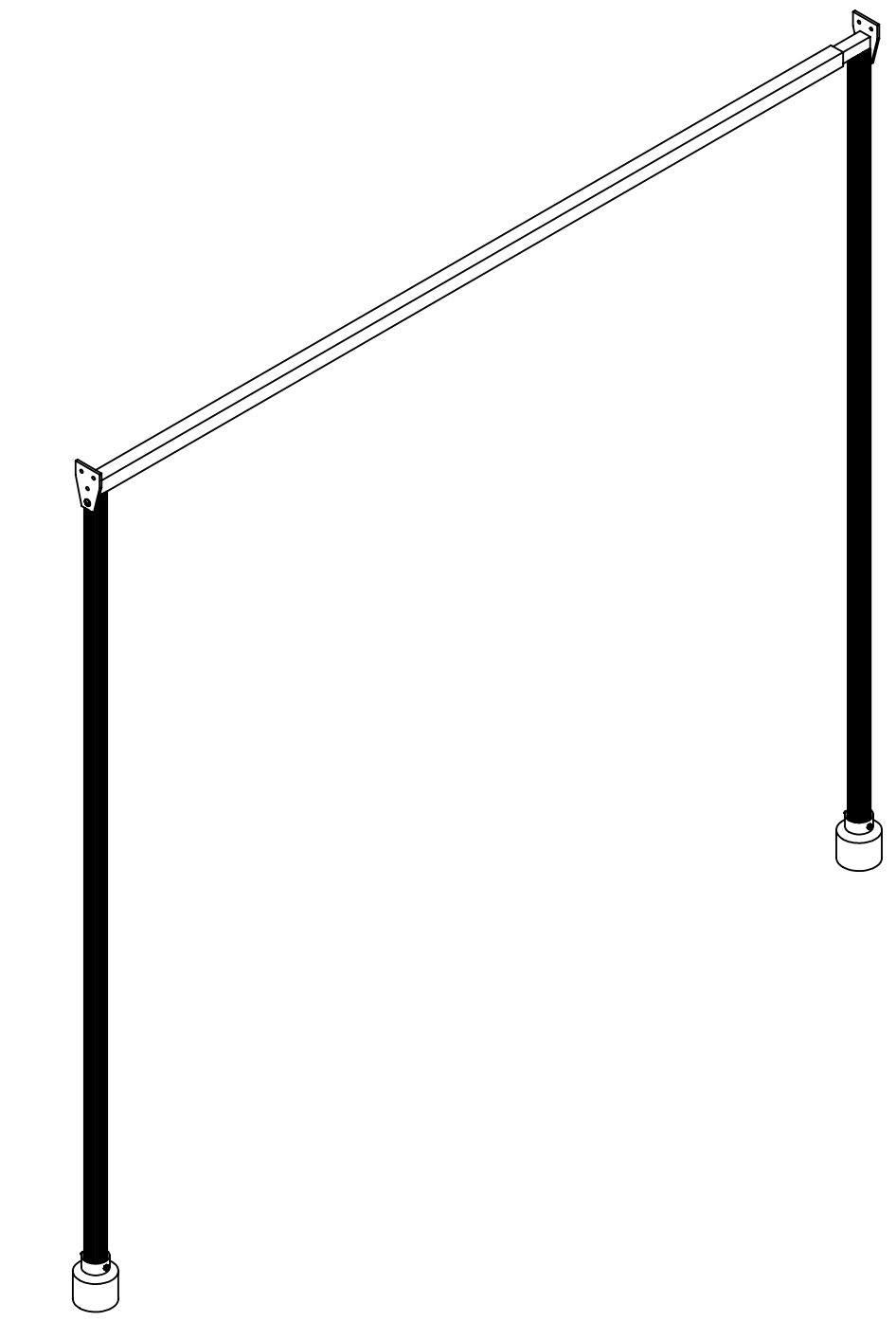
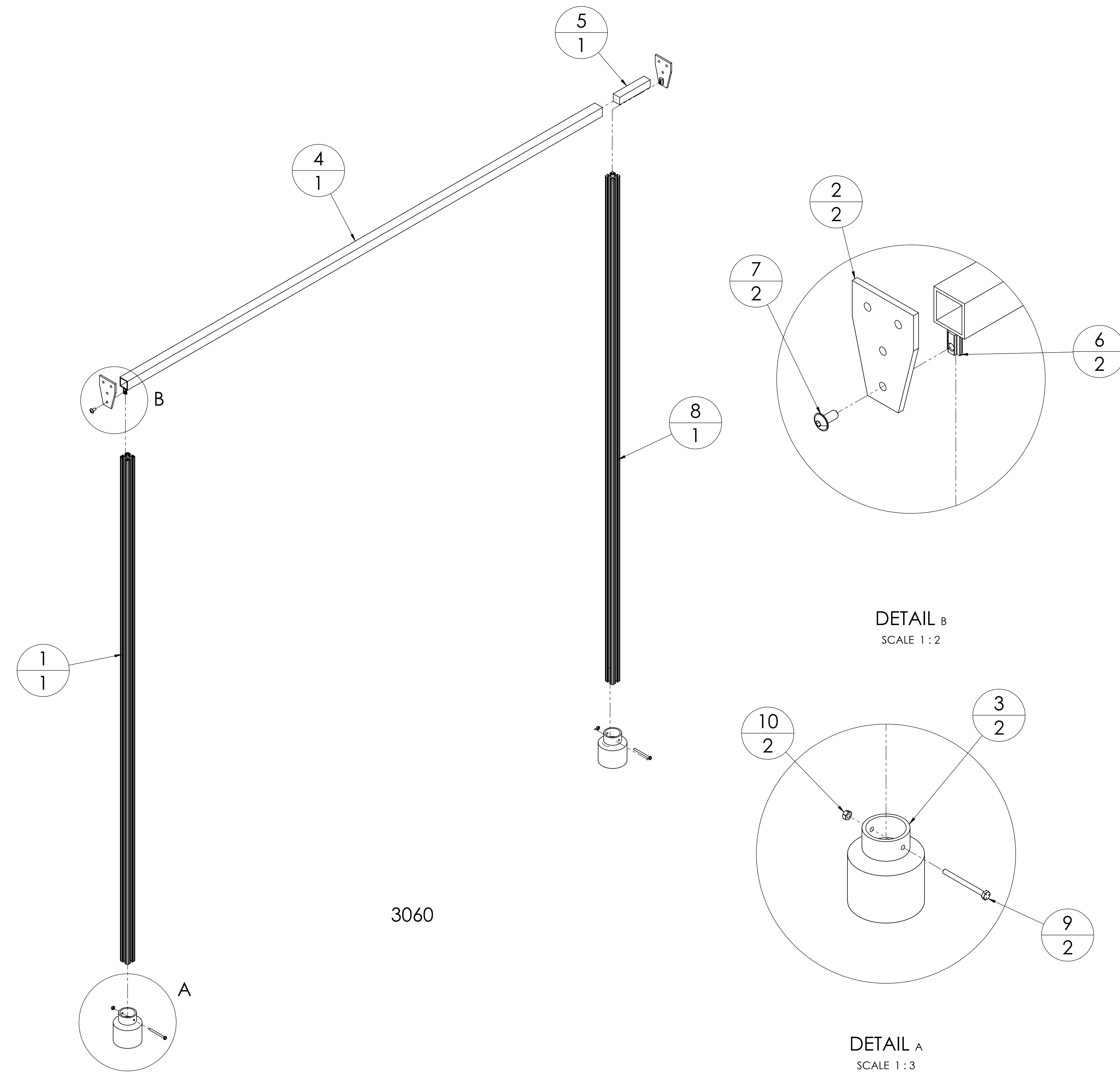
SIZE DWG. NO. **D 3050** REV **A**

SCALE: 1:14 WEIGHT: SHEET 1 OF 1

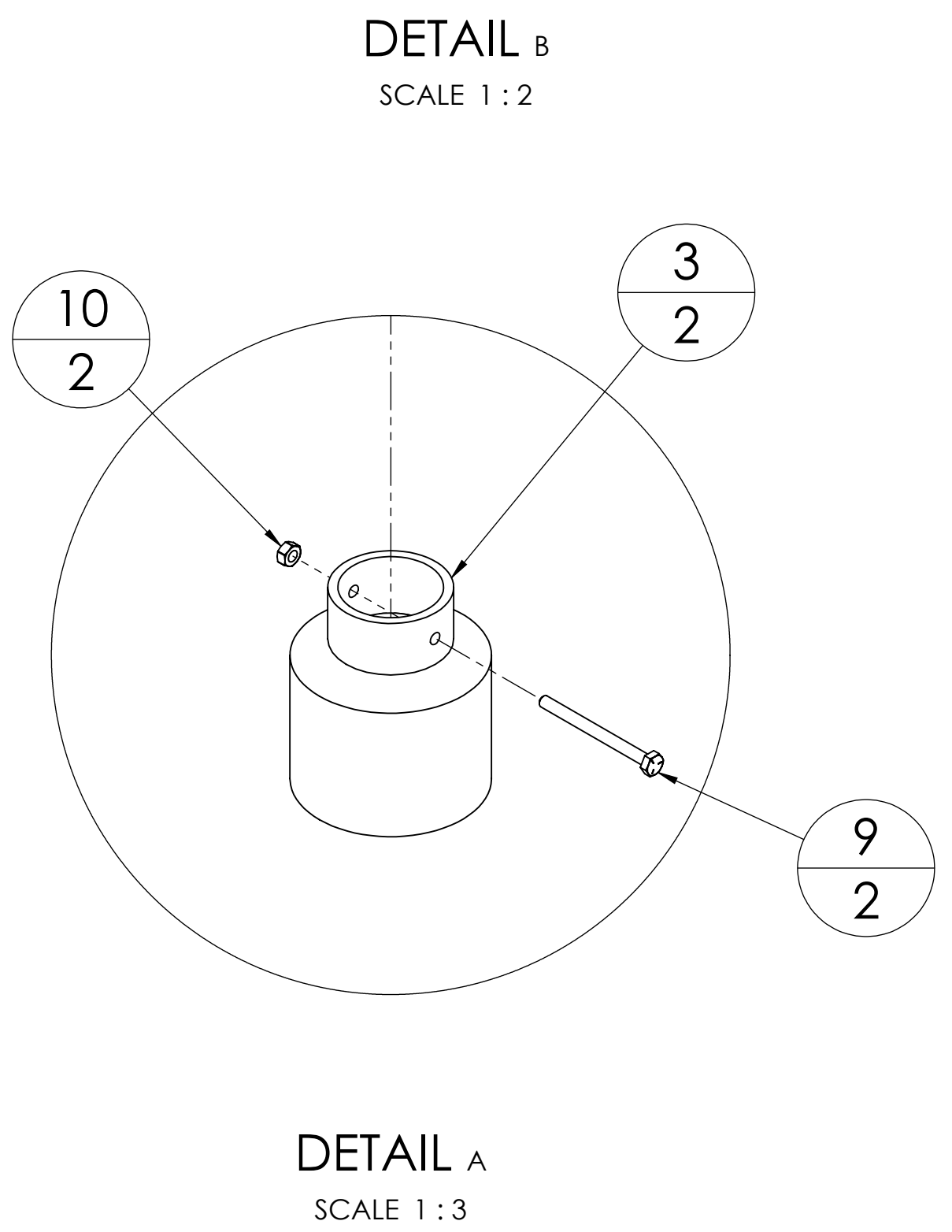


NOTE:  
 \*BOM FOR 3060 (STANDING SUPPORT)  
 \*DRAWING FOR MANUFACTURE PLANS USE MANUAL FOR ASSEMBLY PROCESS

REVISIONS				
ZONE	REV.	DESCRIPTION	DATE	APPROVED
	A	INITIAL RELEASE	4/13/2024	A. REYNOZA



ITEM NO.	SUPPLIER	PN	SW-Configuration Name (Configuration Name)	SW-Comments (Comments)	DESC	PART NUMBER	QTY.
1	80/20	1515-LITE-96	8020-15151	MODIFIED PURCHASE PART	1.50" X 1.50" T-Slotted Profile - Four Open T-Slots	1515-LITE-96-CL	1
2	80/20	4341	Default	PURCHASED PART	15 Series & Ready Tube 4 Hole - Tee Flat Plate	4341	2
3	HOME CO	4689864	Default	PURCHASED PARTS	PVC PIPE COUPLING	Base	2
4	MAYORGAS WELDING		1010-1002	MANUFACTURED PART	1.5X1.5X0.125 STEEL BEAM	93in Steel	1
5	MAYORGAS WELDING		Default	PURCHASED PART	1.0X1.0 ALUMINUM BEAM	RoofSupport	1
6	80/20	13055	Default	PURCHASED PART	5/16-18 Self-Aligning Slide-in T-Nut with Ball Spring	13055_m	2
7	80/20	3330	Default	PURCHASED PART	5/16-18 x .687" Flanged Button Head Socket Head Screw	3330	2
8	8020	1515_LITE_96	8020-15152	MODIFIED PURCHASE PART		1515-LITE-96-CL	1
9	MCMaster CARR	92865A554		PURCHASED PART	Medium-Strength Grade 5 Steel Hex Head Screw	92865A554	2
10	MCMaster CARR	95462A029		PURCHASED PART	Medium-Strength Steel Hex Nut	95462A029	2



UNLESS OTHERWISE SPECIFIED:		NAME	DATE
DIMENSIONS ARE IN INCHES			
TOLERANCES:			
FRACTIONAL: ±			
ANGULAR: MACH ±	BEND ±		
TWO PLACE DECIMAL: ±			
THREE PLACE DECIMAL: ±			
INTERPRET GEOMETRIC TOLERANCING PER:			
MATERIAL:			
FINISH:			
NEXT ASSY:	USED ON:		
APPLICATION:	DO NOT SCALE DRAWING		

TITLE:	Standing Supports
SIZE DWG. NO.	D 3060
REV	A
SCALE: 1:8	WEIGHT:
SHEET 1	OF 1

8

7

6

5

4

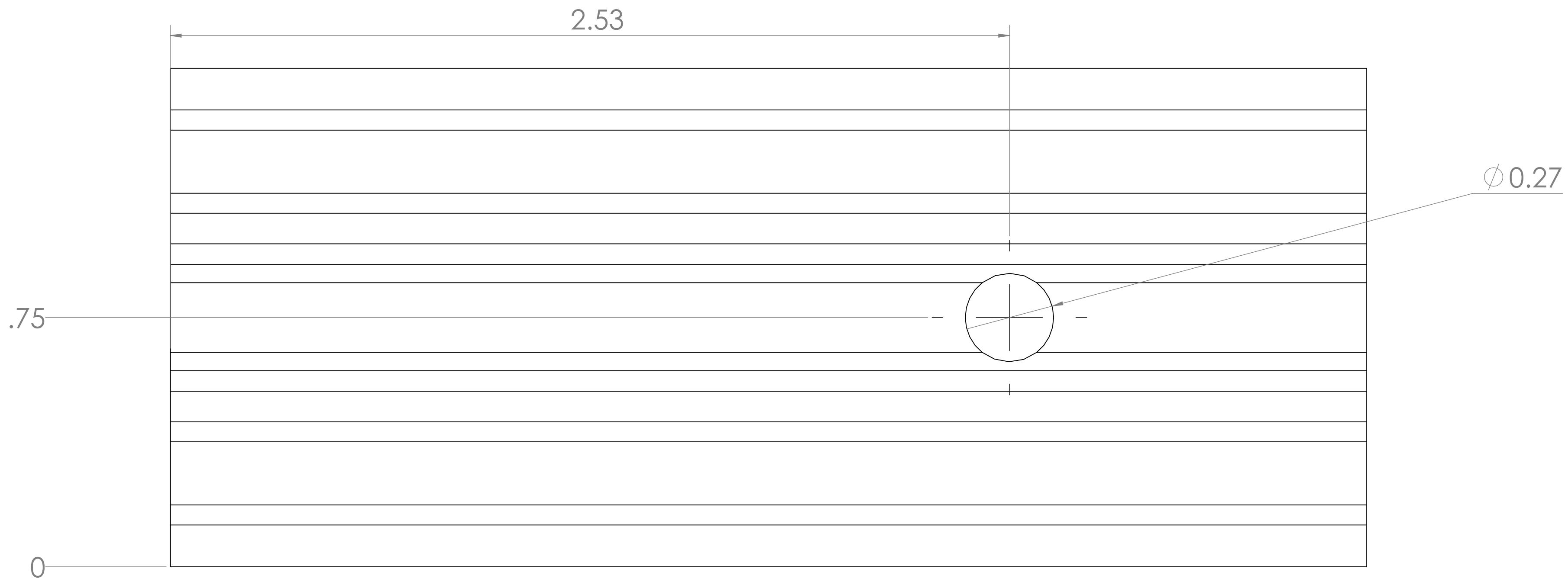
3

2


1

NOTE:  
\*DRAWING FOR MANUFACTURE PLANS USE MANUAL FOR ASSEMBLY PROCESS

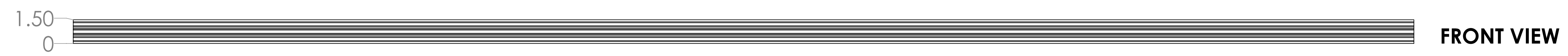
REVISIONS				
ZONE	REV.	DESCRIPTION	DATE	APPROVED
	A	INITIAL RELEASE	4/13/2024	A. REYNOZA



DETAIL A  
SCALE 4 : 1



TOP VIEW



FRONT VIEW

8020-15151

PROPRIETARY AND CONFIDENTIAL  
THE INFORMATION CONTAINED IN THIS DRAWING IS THE SOLE PROPERTY OF [COMPANY NAME]. ANY REPRODUCTION IN PART OR AS A WHOLE WITHOUT THE WRITTEN PERMISSION OF [COMPANY NAME] IS PROHIBITED.

UNLESS OTHERWISE SPECIFIED:		DRAWN	NAME	DATE
DIMENSIONS ARE IN INCHES	FRACTIONAL ±	CHECKED		
ANGULAR ±	MACH ±	ENG APPR.		
TWO PLACE DECIMAL ±	BEND ±	MFG APPR.		
THREE PLACE DECIMAL ±				
INTERPRET GEOMETRIC TOLERANCING PER:		Q.A.		
MATERIAL		COMMENTS:		
FINISH	Clear Anodize			
APPLICATION	DO NOT SCALE DRAWING			

TITLE: 1515-LITE-96-CL		
SIZE	DWG. NO.	REV
D	8020-1515	A
SCALE: 1:4	WEIGHT:	SHEET 1 OF 3

5

4

3

2

1



D

D

C

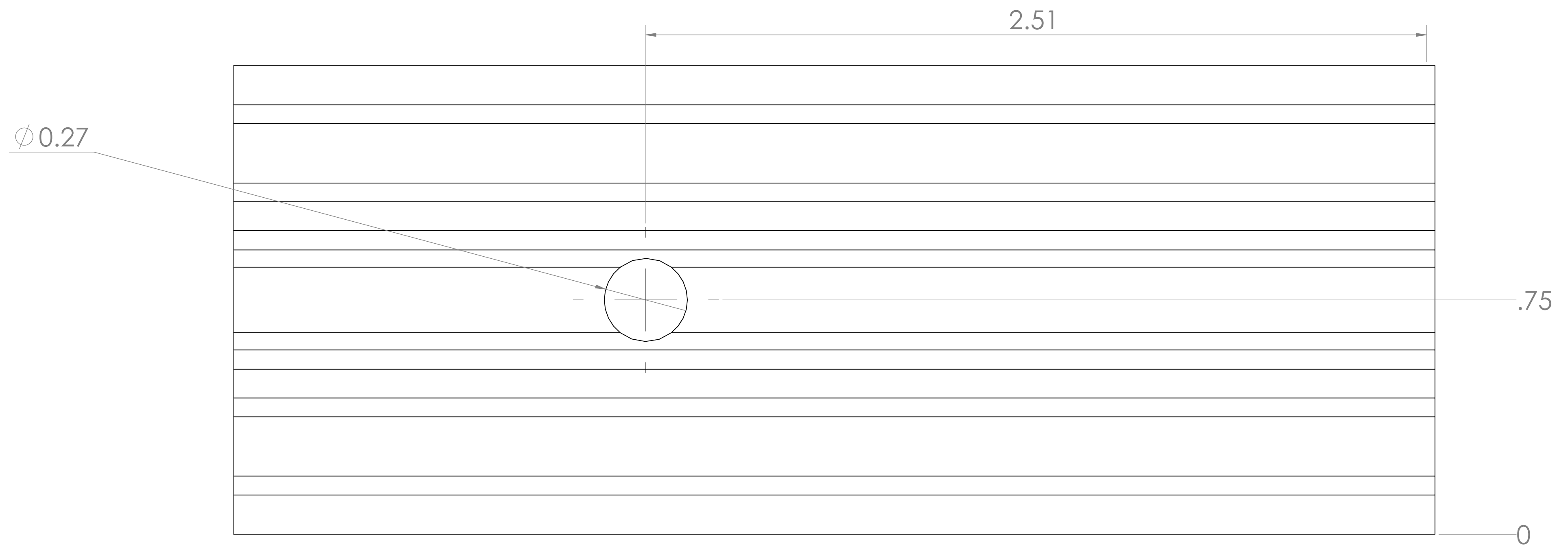
C

B


B

A

A



DETAIL D  
SCALE 4:1



8020-15152

PROPRIETARY AND CONFIDENTIAL  
THE INFORMATION CONTAINED IN THIS DRAWING IS THE SOLE PROPERTY OF <INSERT COMPANY NAME HERE>. ANY REPRODUCTION IN PART OR AS A WHOLE WITHOUT THE WRITTEN PERMISSION OF <INSERT COMPANY NAME HERE> IS PROHIBITED.

UNLESS OTHERWISE SPECIFIED:		DRAWN	NAME	DATE
DIMENSIONS ARE IN INCHES		CHECKED		
FRACTIONAL: $\frac{\quad}{\quad}$		ENG APPR.		
ANGULAR: MACH $\pm$ BEND $\pm$		MFG APPR.		
TWO PLACE DECIMAL $\pm$		Q.A.		
THREE PLACE DECIMAL $\pm$		COMMENTS:		
INTERPRET GEOMETRIC TOLERANCING PER:				
MATERIAL				
FINISH				
Clear Anodize				
NEXT ASSY	USED ON			
APPLICATION	DO NOT SCALE DRAWING			

SIZE DWG. NO. REV  
**D515-LITE-96-CIA**  
SCALE: 1:4 WEIGHT: SHEET 2 OF 3

8

7

6

5

4

3

2

1

D

D

C


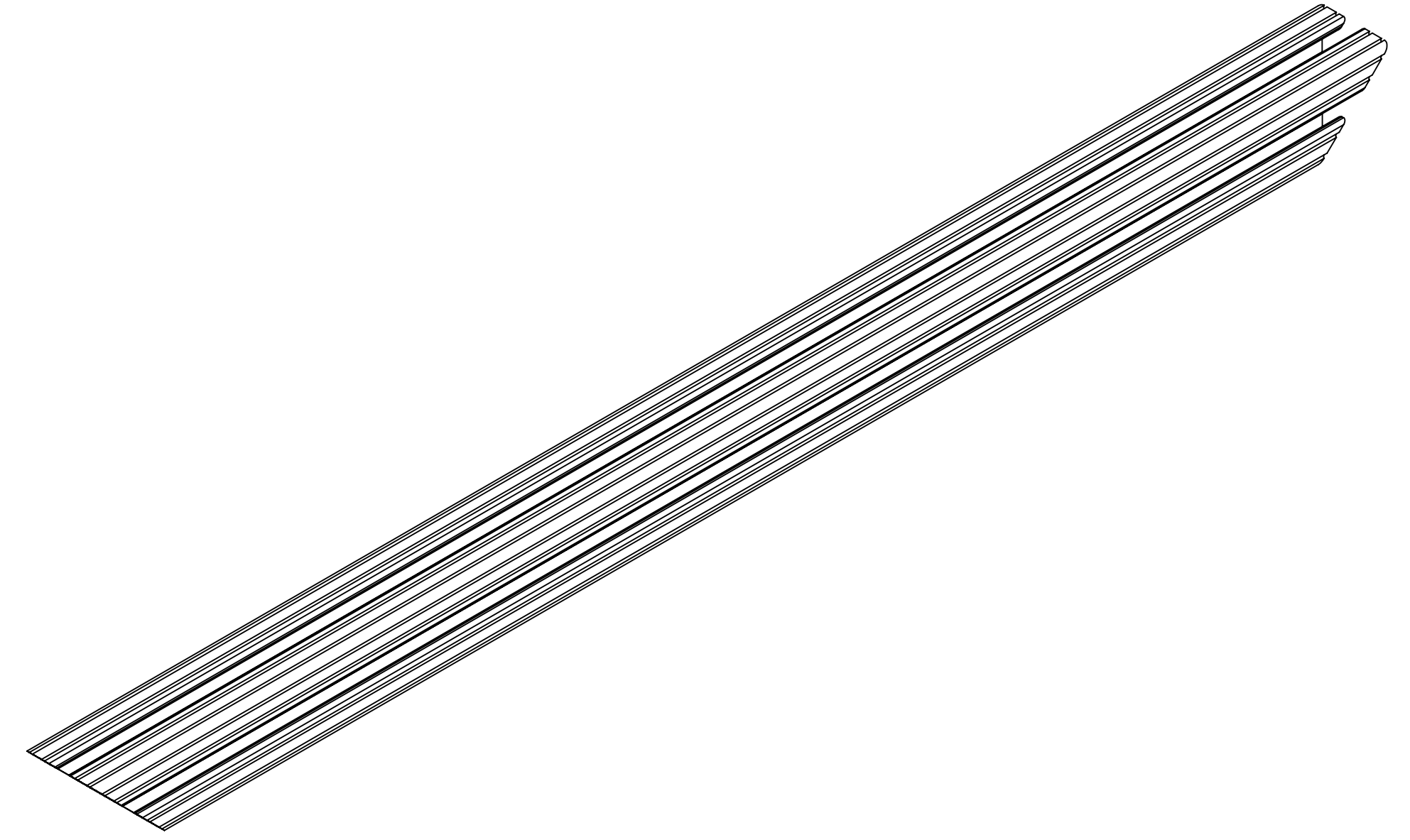
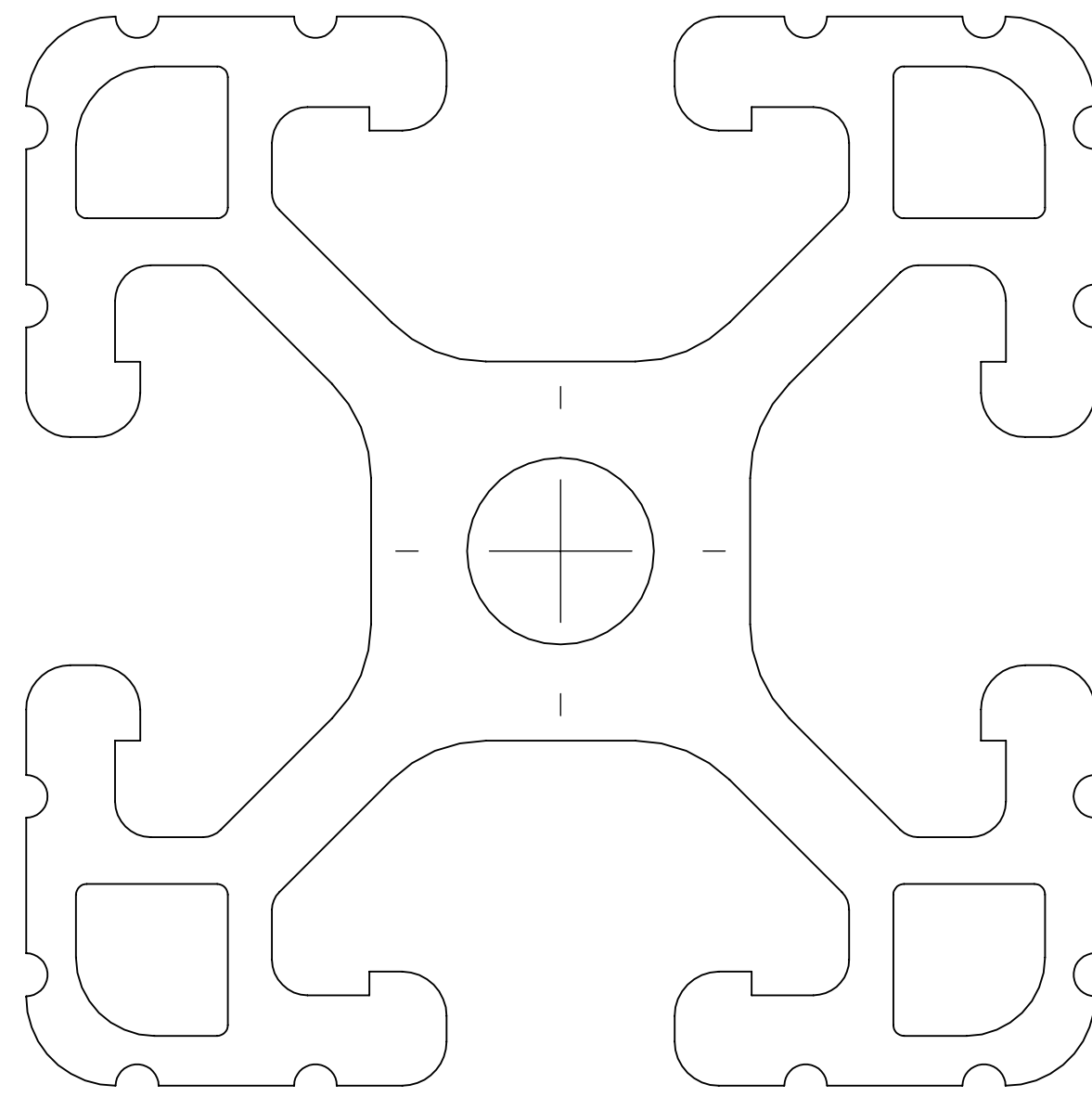
C

B

B

A

A



8020-15153

**PROPRIETARY AND CONFIDENTIAL**  
 THE INFORMATION CONTAINED IN THIS DRAWING IS THE SOLE PROPERTY OF ©INSERT COMPANY NAME HERE». ANY REPRODUCTION IN PART OR AS A WHOLE WITHOUT THE WRITTEN PERMISSION OF ©INSERT COMPANY NAME HERE» IS PROHIBITED.

UNLESS OTHERWISE SPECIFIED:		DRAWN	NAME	DATE
DIMENSIONS ARE IN INCHES		CHECKED		
TOLERANCES:		TITLE:		
FRACTIONAL ±		ENG APPR.		
ANGULAR: MACH ± BEND ±		MFG APPR.		
TWO PLACE DECIMAL ±		Q.A.		
THREE PLACE DECIMAL ±		COMMENTS:		
INTERPRET GEOMETRIC TOLERANCING PER:		SIZE DWG. NO. REV		
MATERIAL		D515-LITE-96-CIA		
FINISH		SCALE: 1:1 WEIGHT: SHEET 3 OF 3		
Clear Anodize				
APPLICATION	DO NOT SCALE DRAWING			

5

4

3

2

1



8

7

6

5

4


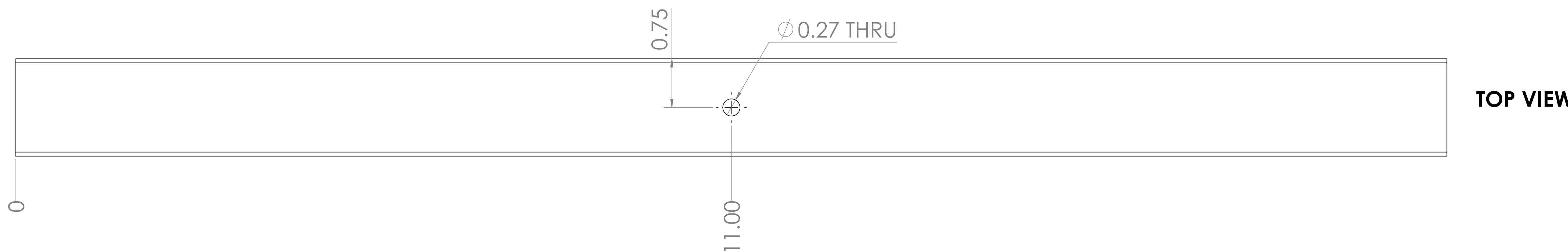
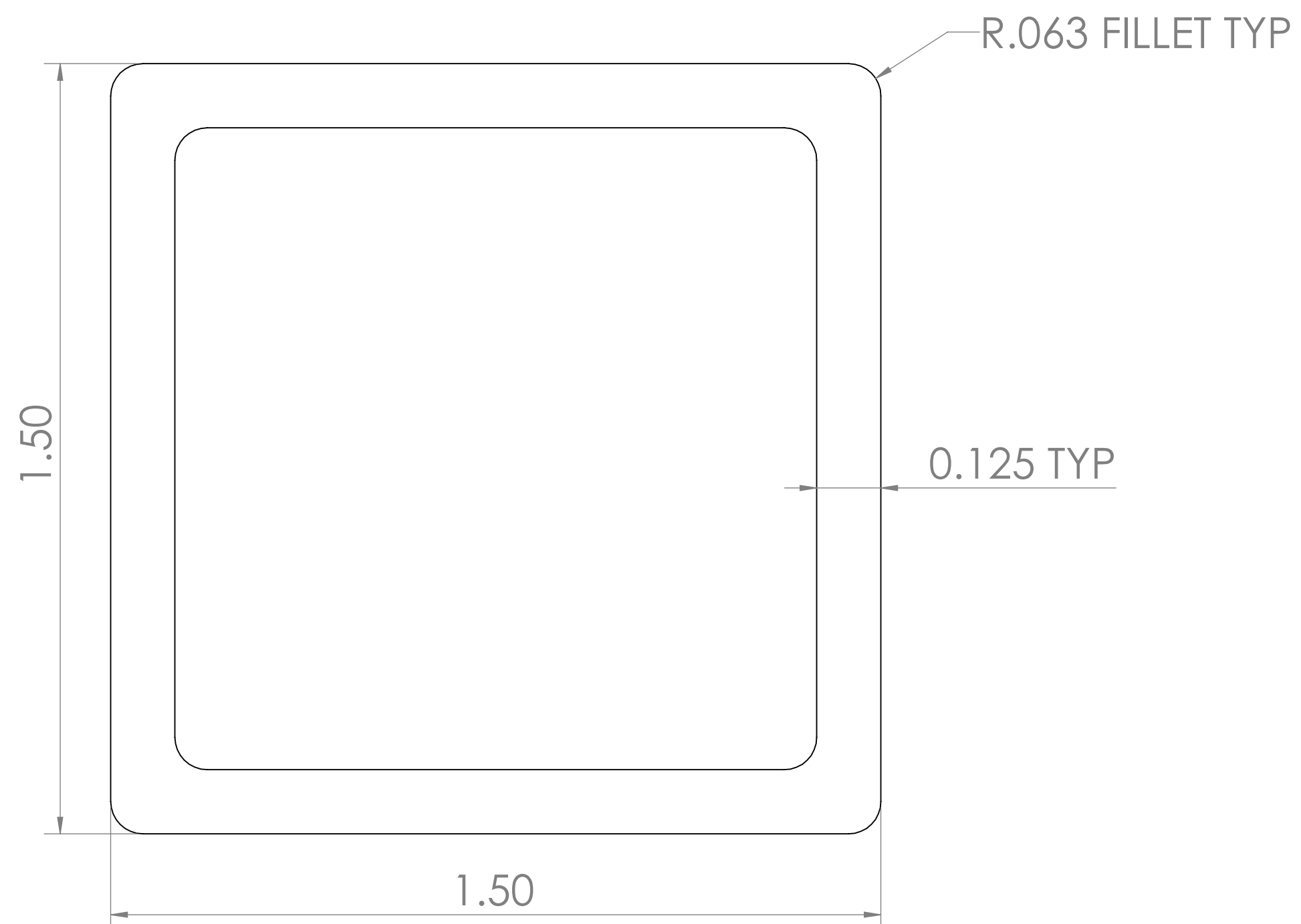
3

2

1

NOTE:  
\*DRAWING FOR MANUFACTURE PLANS USE MANUAL FOR ASSEMBLY PROCESS

REVISIONS				
ZONE	REV.	DESCRIPTION	DATE	APPROVED
	A	INITIAL RELEASE	4/13/2024	A. REYNOZA



**PROPRIETARY AND CONFIDENTIAL**  
 THE INFORMATION CONTAINED IN THIS DRAWING IS THE SOLE PROPERTY OF <INSERT COMPANY NAME HERE>. ANY REPRODUCTION IN PART OR AS A WHOLE WITHOUT THE WRITTEN PERMISSION OF <INSERT COMPANY NAME HERE> IS PROHIBITED.

UNLESS OTHERWISE SPECIFIED:		DRAWN	NAME	DATE
DIMENSIONS ARE IN INCHES		CHECKED		
TOLERANCES:		TITLE:		
FRACTIONAL ±		ENG APPR.		
ANGULAR ± MACH ± BEND ±		MFG APPR.		
TWO PLACE DECIMAL ±		Q.A.		
THREE PLACE DECIMAL ±		COMMENTS:		
INTERPRET GEOMETRIC TOLERANCING PER:		SIZE DWG. NO. REV		
MATERIAL		D 9700-22-CL A		
FINISH		SCALE: 1:1 WEIGHT: SHEET 1 OF 2		
NEXT ASSY	USED ON			
APPLICATION	DO NOT SCALE DRAWING			

5

4

3

2

1

8

7

6

5

4

3

2

1

D

D

C

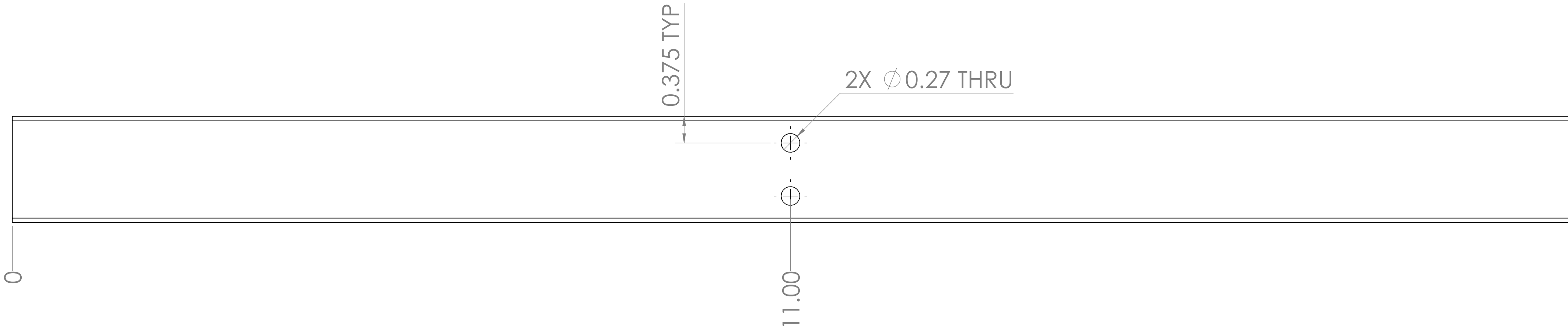
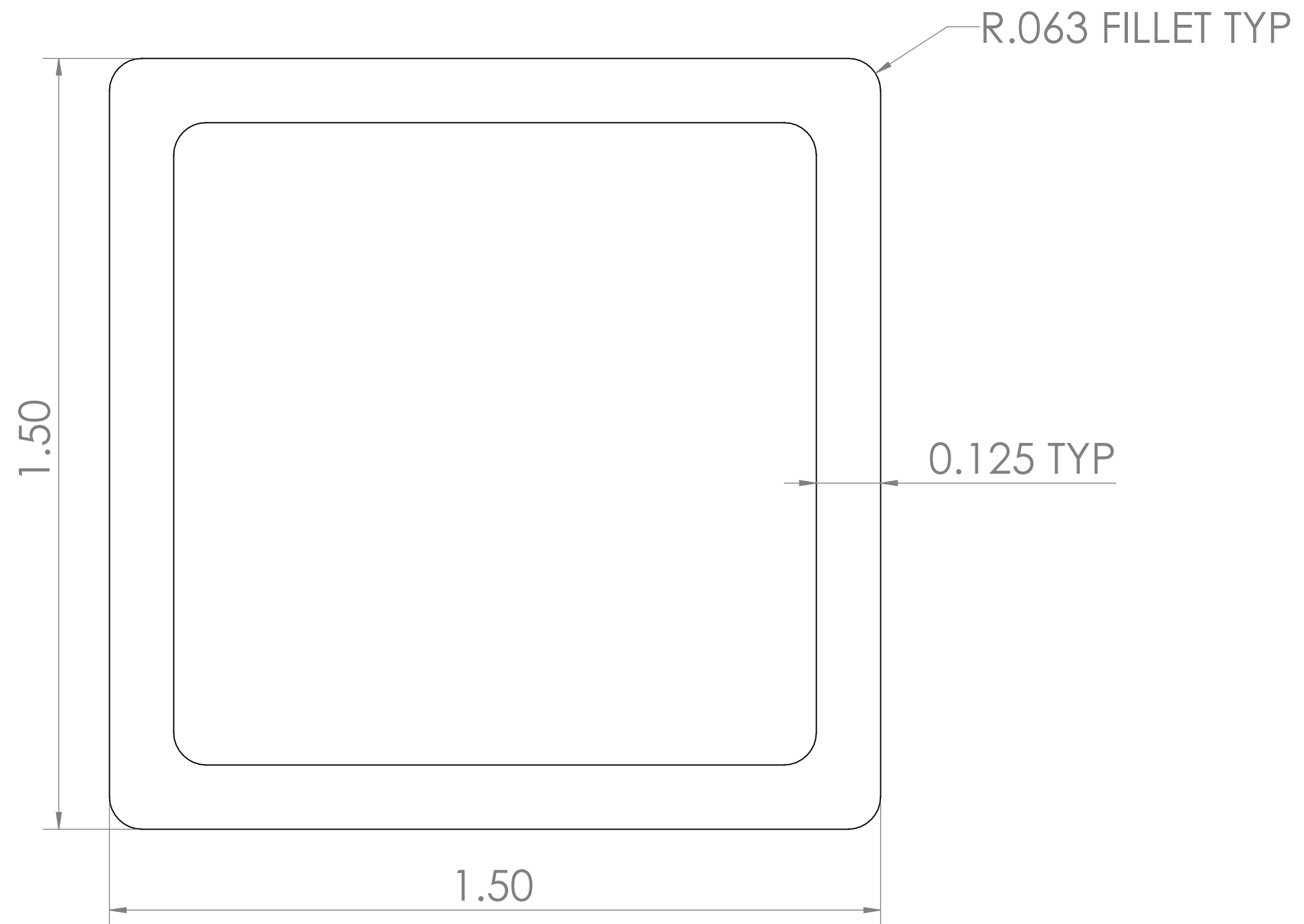
C

B


B

A

A



TOP VIEW



FRONT VIEW

8020-2202

**PROPRIETARY AND CONFIDENTIAL**  
 THE INFORMATION CONTAINED IN THIS DRAWING IS THE SOLE PROPERTY OF <INSERT COMPANY NAME HERE>. ANY REPRODUCTION IN PART OR AS A WHOLE WITHOUT THE WRITTEN PERMISSION OF <INSERT COMPANY NAME HERE> IS PROHIBITED.

UNLESS OTHERWISE SPECIFIED:		DRAWN	NAME	DATE
DIMENSIONS ARE IN INCHES		CHECKED		
TOLERANCES:		ENG APPR.		
FRACTIONAL ±		MFG APPR.		
ANGULAR ± MACH ± BEND ±		Q.A.		
TWO PLACE DECIMAL ±		COMMENTS:		
THREE PLACE DECIMAL ±				
INTERPRET GEOMETRIC TOLERANCING PER:				
MATERIAL				
FINISH				
NEXT ASSY	USED ON			
APPLICATION	DO NOT SCALE DRAWING			

TITLE:		
SIZE	DWG. NO.	REV
D	9700-22-CL	A
SCALE: 1:1	WEIGHT:	SHEET 2 OF 2

5

4

3

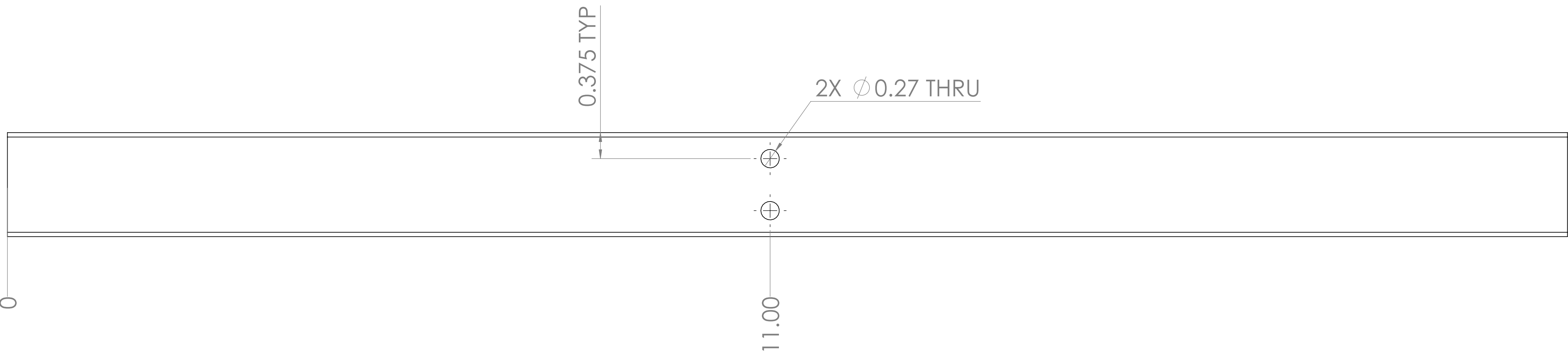
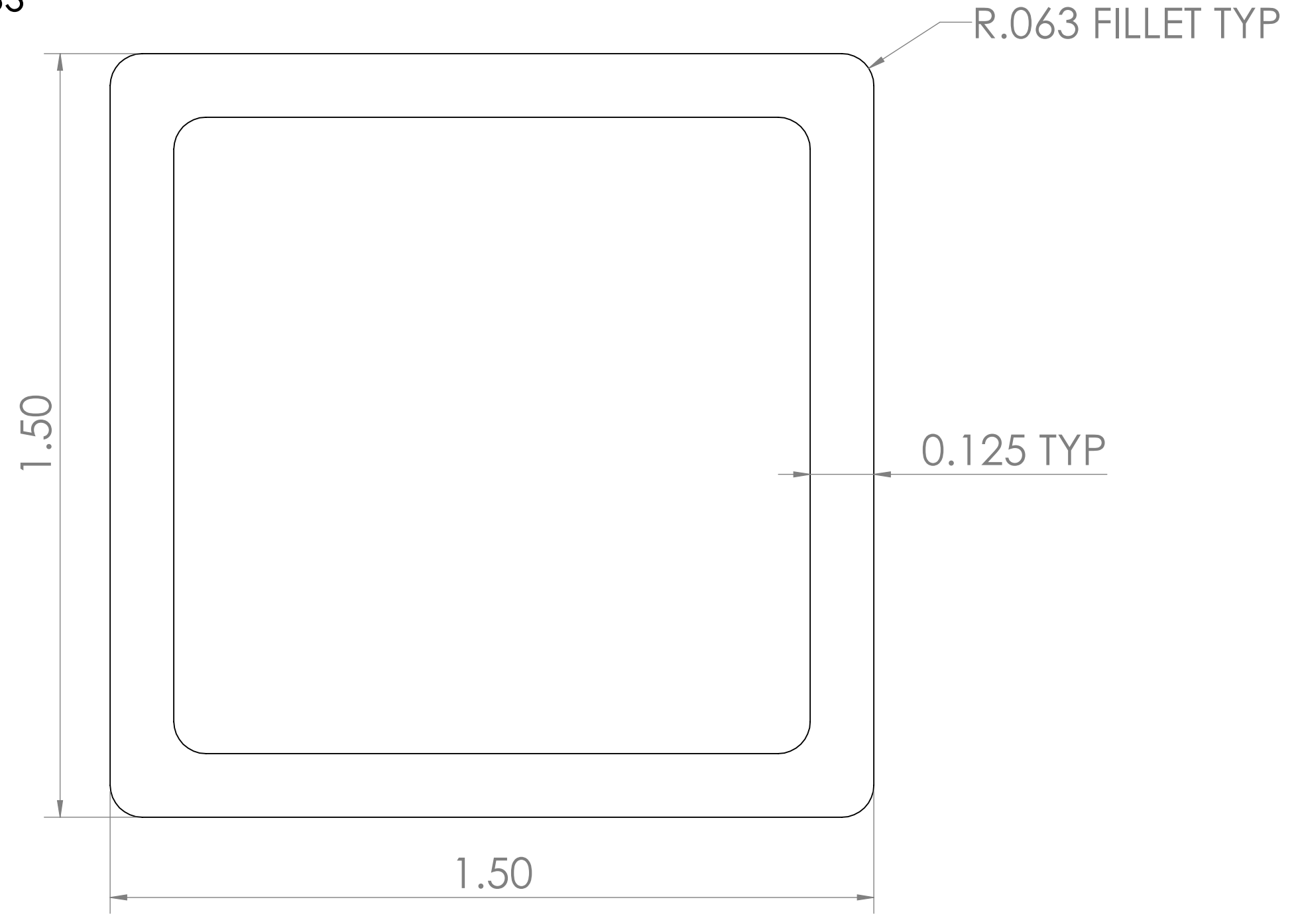
2

1




NOTE:  
 \*DRAWING FOR MANUFACTURE PLANS USE MANUAL FOR ASSEMBLY PROCESS

REVISIONS				
ZONE	REV.	DESCRIPTION	DATE	APPROVED
	A	INITIAL RELEASE	4/13/2024	A. REYNOZA



**TOP VIEW**



**FRONT VIEW**

**8020-2251**


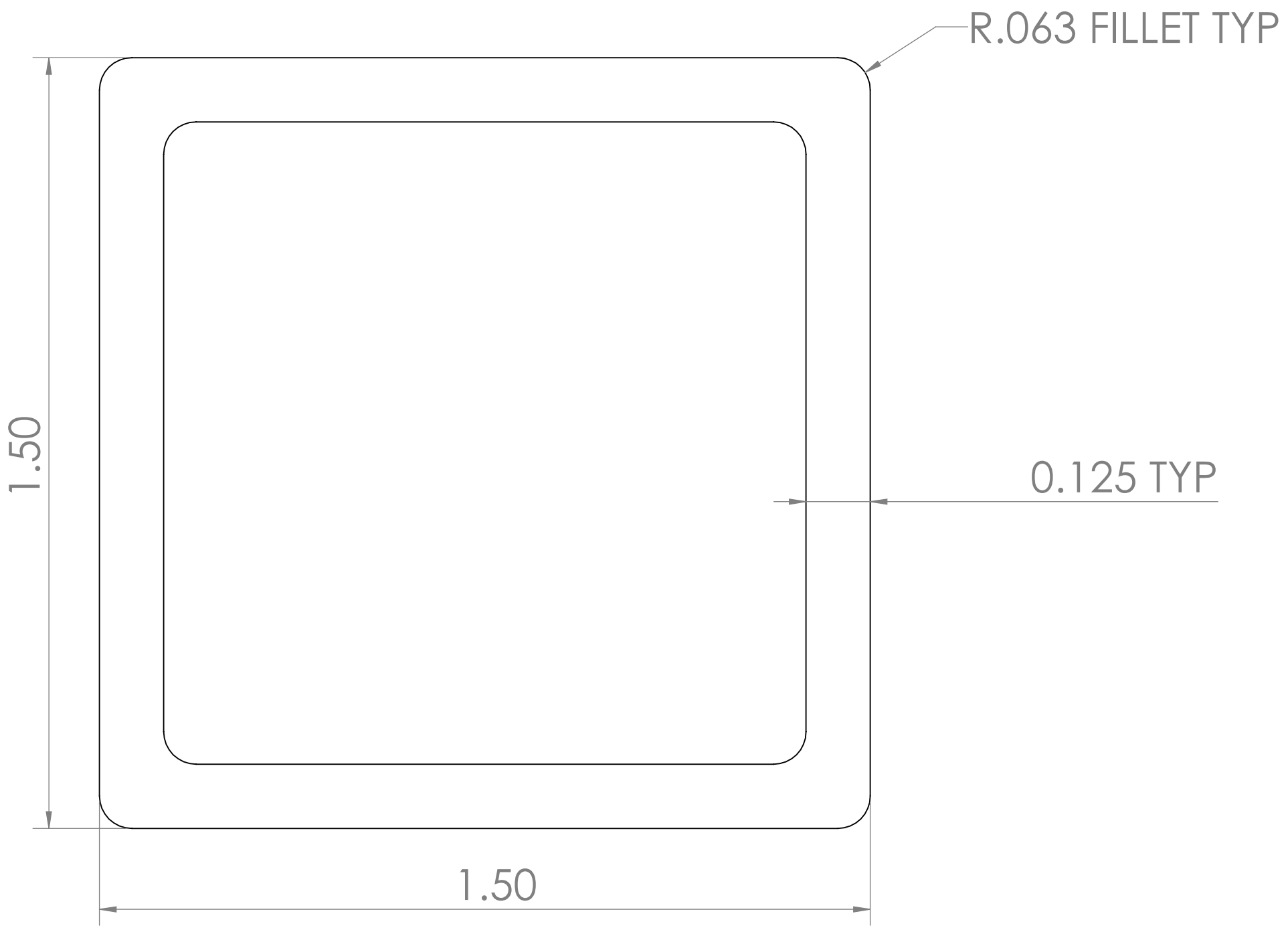
PROPRIETARY AND CONFIDENTIAL  
 THE INFORMATION CONTAINED IN THIS DRAWING IS THE SOLE PROPERTY OF  
 <INSERT COMPANY NAME HERE>. ANY  
 REPRODUCTION IN PART OR AS A WHOLE  
 WITHOUT THE WRITTEN PERMISSION OF  
 <INSERT COMPANY NAME HERE> IS  
 PROHIBITED.

UNLESS OTHERWISE SPECIFIED:		DRAWN	NAME	DATE
DIMENSIONS ARE IN INCHES		CHECKED		
TOLERANCES:		ENG APPR.		
FRACTIONAL ±		MFG APPR.		
ANGULAR ± MACH ± BEND ±		Q.A.		
TWO PLACE DECIMAL ±		COMMENTS:		
THREE PLACE DECIMAL ±				
INTERPRET GEOMETRIC TOLERANCING PER:				
MATERIAL				
FINISH				
NEXT ASSY	USED ON			
APPLICATION	DO NOT SCALE DRAWING			

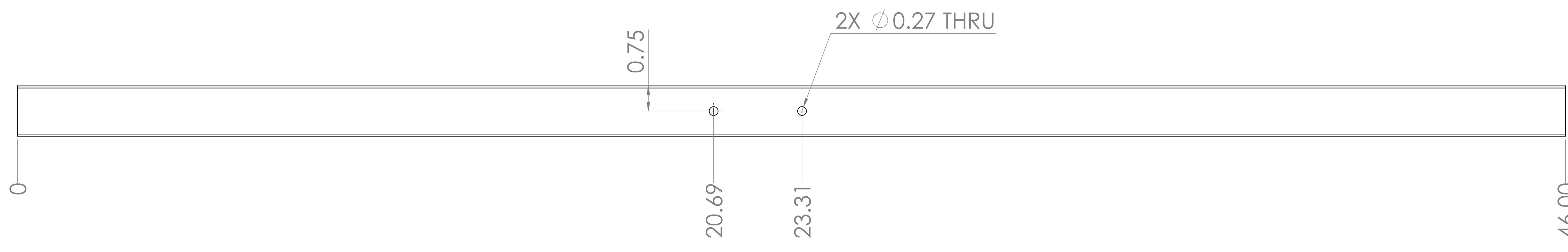
SIZE DWG. NO. REV  
**D9700-22.5-CL A**  
 SCALE: 1:1 WEIGHT: SHEET 1 OF 1

NOTE:  
\*DRAWING FOR MANUFACTURE PLANS USE MANUAL FOR ASSEMBLY PROCESS

REVISIONS				
ZONE	REV.	DESCRIPTION	DATE	APPROVED
	A	INITIAL RELEASE	4/13/2024	A. REYNOZA



TOP VIEW



FRONT VIEW

8020-4601

PROPRIETARY AND CONFIDENTIAL  
THE INFORMATION CONTAINED IN THIS DRAWING IS THE SOLE PROPERTY OF...  
REPRODUCTION IN PART OR AS A WHOLE WITHOUT THE WRITTEN PERMISSION OF...  
IS PROHIBITED.

UNLESS OTHERWISE SPECIFIED:		DRAWN	NAME	DATE
DIMENSIONS ARE IN INCHES	FRACTIONAL	CHECKED		
TOLERANCES:	ANGULAR: MACH ±	ENG APPR.		
	BEND ±	MFG APPR.		
	TWO PLACE DECIMAL	Q.A.		
	THREE PLACE DECIMAL	COMMENTS:		
INTERPRET GEOMETRIC TOLERANCING PER:	MATERIAL			
FINISH				
APPLICATION	DO NOT SCALE DRAWING			

TITLE:

SIZE DWG. NO. REV  
**D 9700-46-CL A**

SCALE: 1:2 WEIGHT: SHEET 1 OF 6



D

D

C

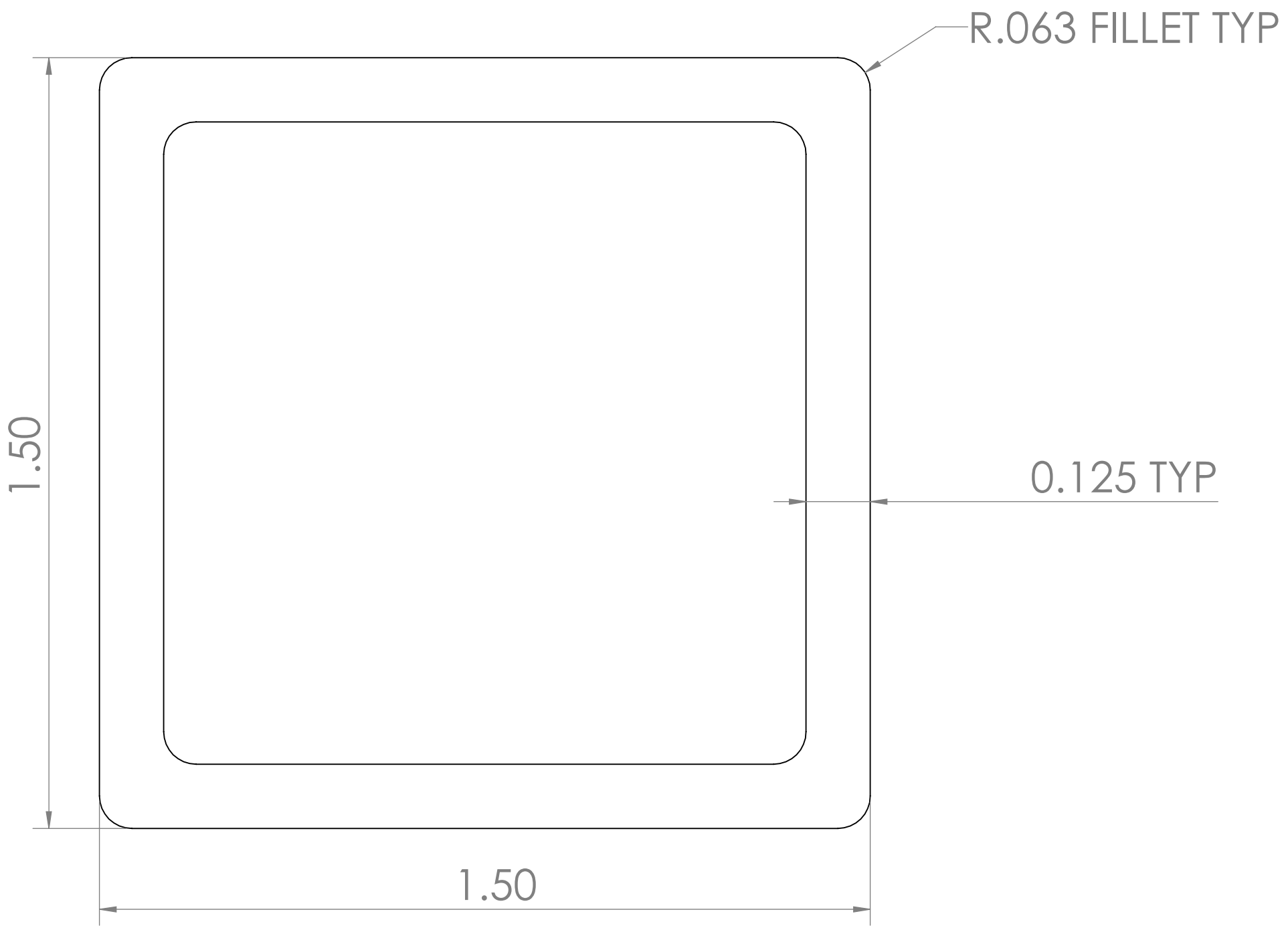
C

B

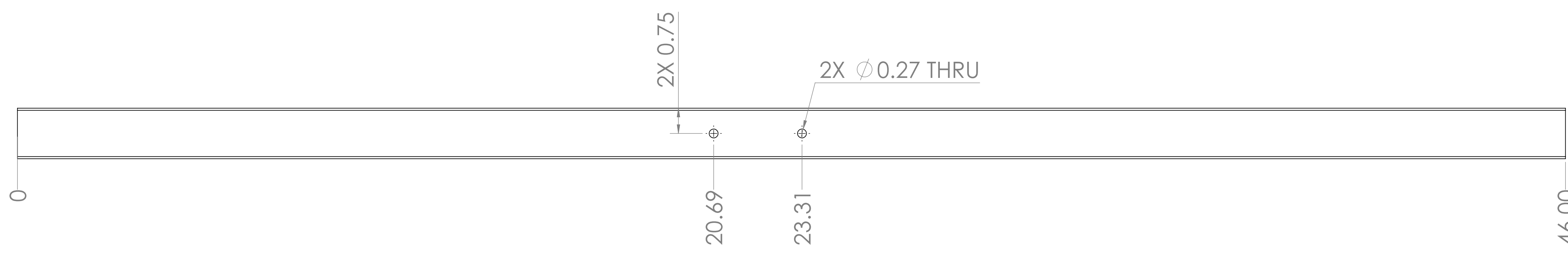
B

A

A



TOP VIEW



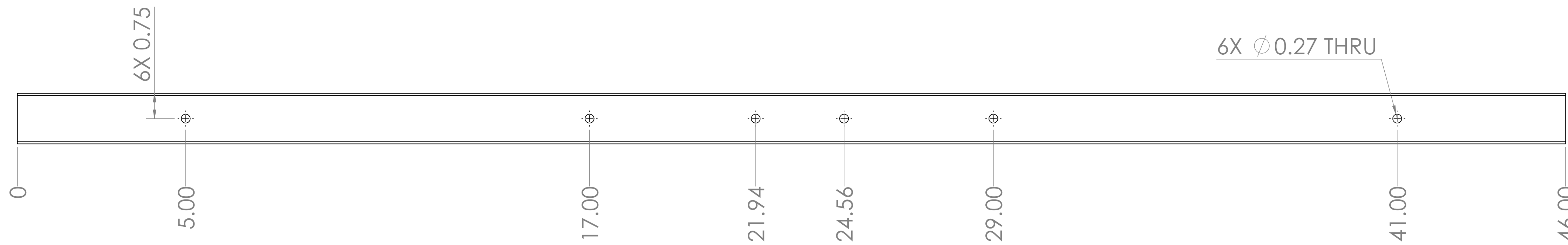

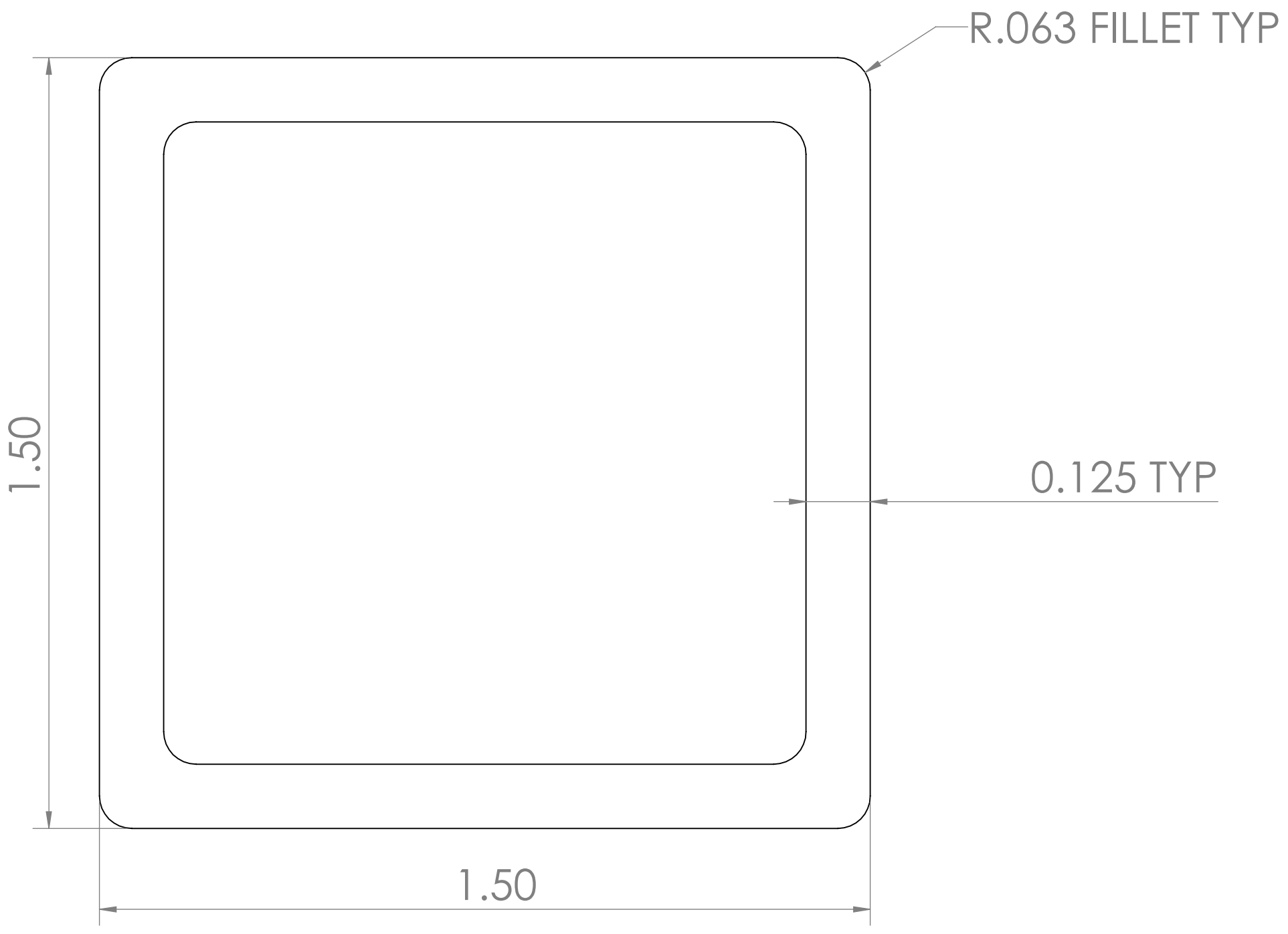
FRONT VIEW

8020-4602

**PROPRIETARY AND CONFIDENTIAL**  
 THE INFORMATION CONTAINED IN THIS DRAWING IS THE SOLE PROPERTY OF <INSERT COMPANY NAME HERE>. ANY REPRODUCTION IN PART OR AS A WHOLE WITHOUT THE WRITTEN PERMISSION OF <INSERT COMPANY NAME HERE> IS PROHIBITED.

UNLESS OTHERWISE SPECIFIED:		DRAWN	NAME	DATE
DIMENSIONS ARE IN INCHES		CHECKED		
FRACTIONAL: $\frac{\quad}{\quad}$		ENG APPR.		
ANGULAR: MACH $\pm$ BEND $\pm$		MFG APPR.		
TWO PLACE DECIMAL $\pm$		Q.A.		
THREE PLACE DECIMAL $\pm$		COMMENTS:		
INTERPRET GEOMETRIC TOLERANCING PER:				
MATERIAL				
FINISH				
NEXT ASSY	USED ON			
APPLICATION	DO NOT SCALE DRAWING			

SIZE	DWG. NO.	REV
D 9700-46-CL	A	A
SCALE: 1:2	WEIGHT:	SHEET 2 OF 6



8020-4603 B.20-B.33

PROPRIETARY AND CONFIDENTIAL  
 THE INFORMATION CONTAINED IN THIS  
 DRAWING IS THE SOLE PROPERTY OF  
 ©INSERT COMPANY NAME HERE. ANY  
 REPRODUCTION IN PART OR AS A WHOLE  
 WITHOUT THE WRITTEN PERMISSION OF  
 ©INSERT COMPANY NAME HERE IS  
 PROHIBITED.

UNLESS OTHERWISE SPECIFIED:		DRAWN	NAME	DATE
DIMENSIONS ARE IN INCHES		CHECKED		
TOLERANCES:		TITLE:		
FRACTIONAL ±				
ANGULAR: MACH ± BEND ±				
TWO PLACE DECIMAL ±		ENG APPR.		
THREE PLACE DECIMAL ±		MFG APPR.		
INTERPRET GEOMETRIC TOLERANCING PER:		Q.A.		
MATERIAL		COMMENTS:		
FINISH				
NEXT ASSY	USED ON			
APPLICATION	DO NOT SCALE DRAWING			

SIZE DWG. NO. REV  
**D 9700-46-CL A**

SCALE: 1:2 WEIGHT: SHEET 3 OF 6

8

7

6

5

4

3

2

1

D

D

C

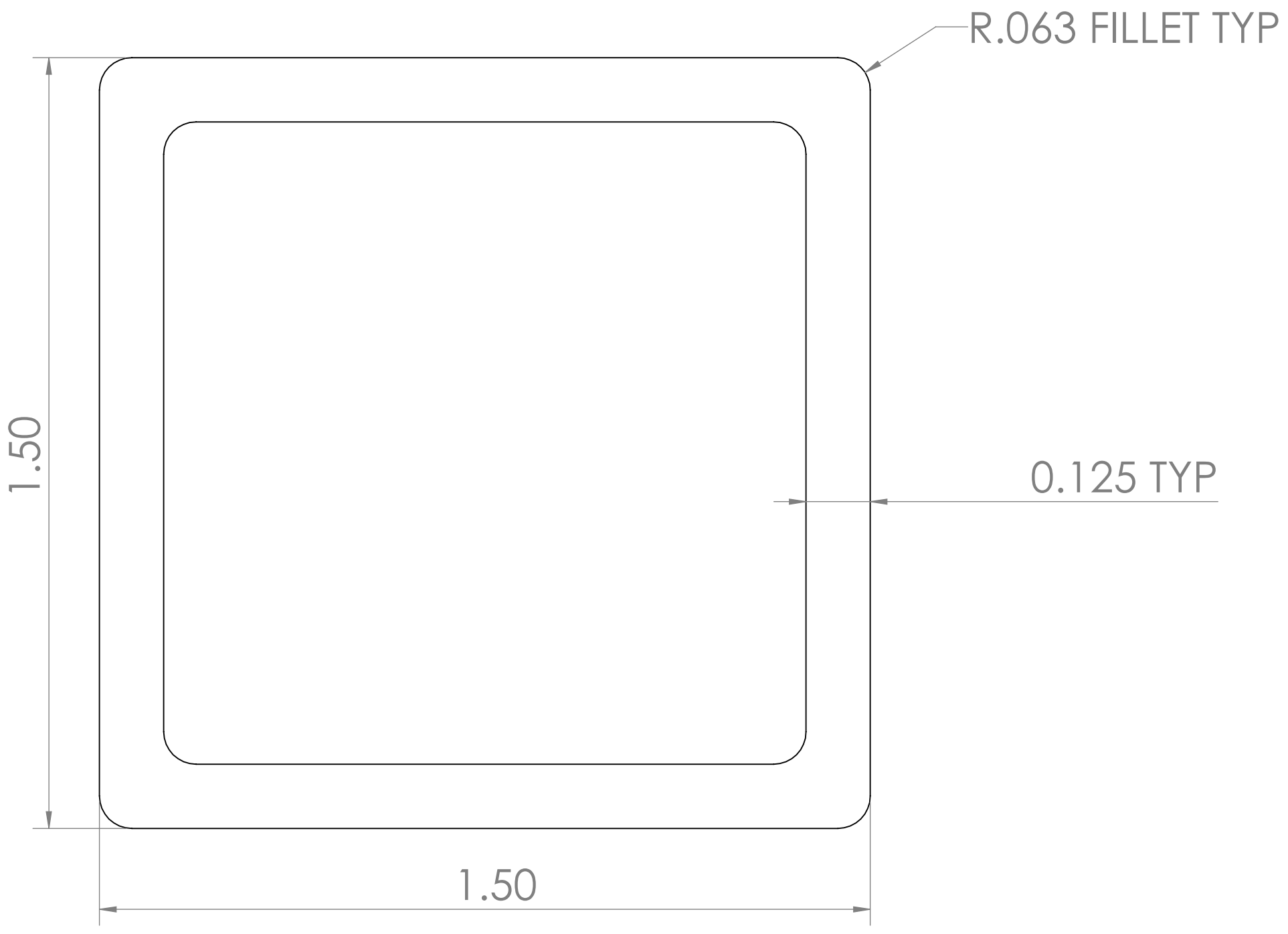
C

B

B

A

A



TOP VIEW



FRONT VIEW

8020-4604

**PROPRIETARY AND CONFIDENTIAL**  
 THE INFORMATION CONTAINED IN THIS DRAWING IS THE SOLE PROPERTY OF <INSERT COMPANY NAME HERE>. ANY REPRODUCTION IN PART OR AS A WHOLE WITHOUT THE WRITTEN PERMISSION OF <INSERT COMPANY NAME HERE> IS PROHIBITED.

UNLESS OTHERWISE SPECIFIED:		DRAWN	NAME	DATE
DIMENSIONS ARE IN INCHES		CHECKED		
TOLERANCES:		TITLE:		
FRACTIONAL	±	ENG APPR.		
ANGULAR	± MACH ± BEND ±	MFG APPR.		
TWO PLACE DECIMAL	±	Q.A.		
THREE PLACE DECIMAL	±	COMMENTS:		
INTERPRET GEOMETRIC TOLERANCING PER:				
MATERIAL:				
FINISH:				
NEXT ASSY	USED ON			
APPLICATION	DO NOT SCALE DRAWING			

SIZE	DWG. NO.	REV
D 9700-46-CL	A	A
SCALE: 1:2	WEIGHT:	SHEET 4 OF 6

5

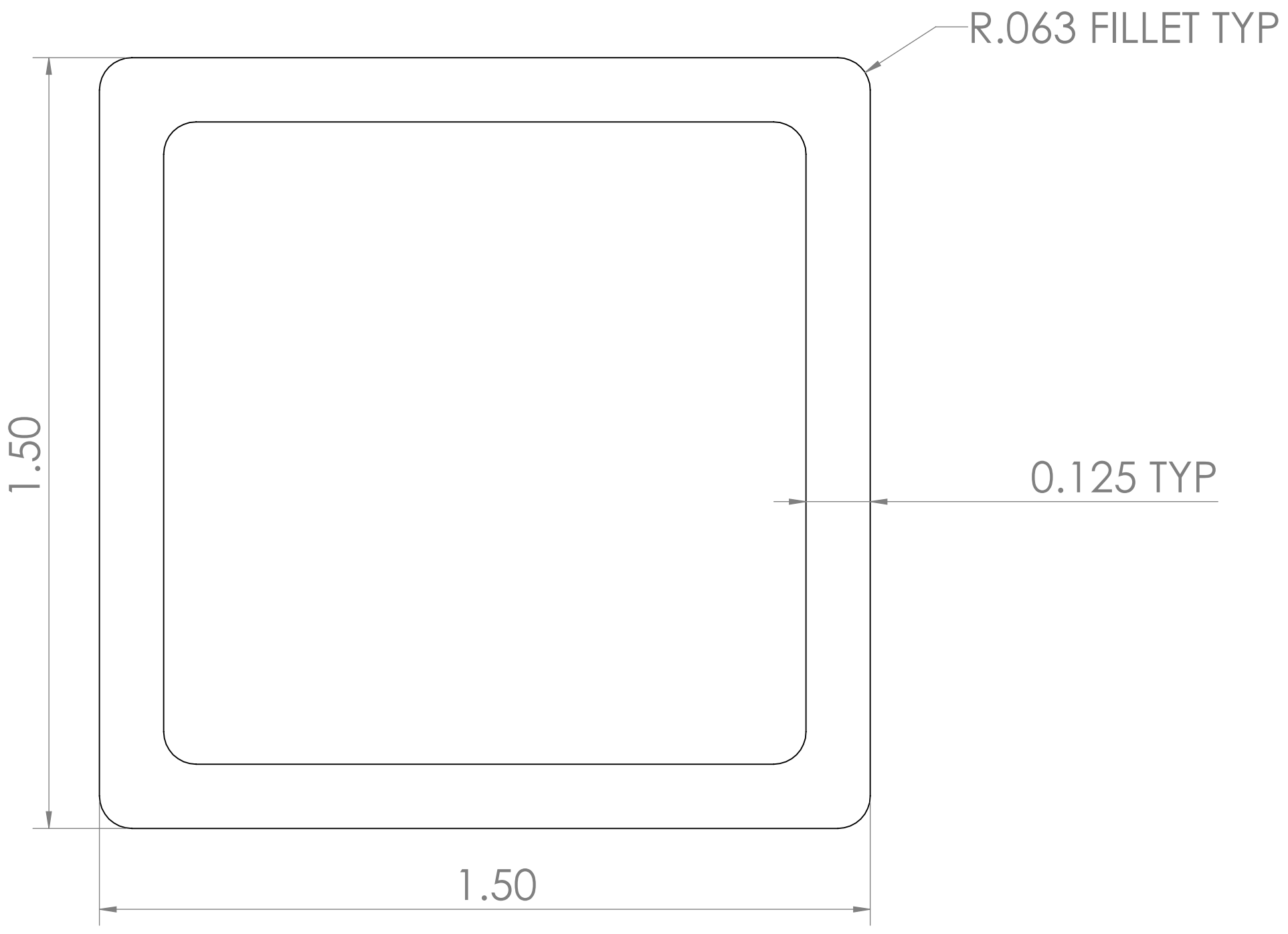
4

3

2

1




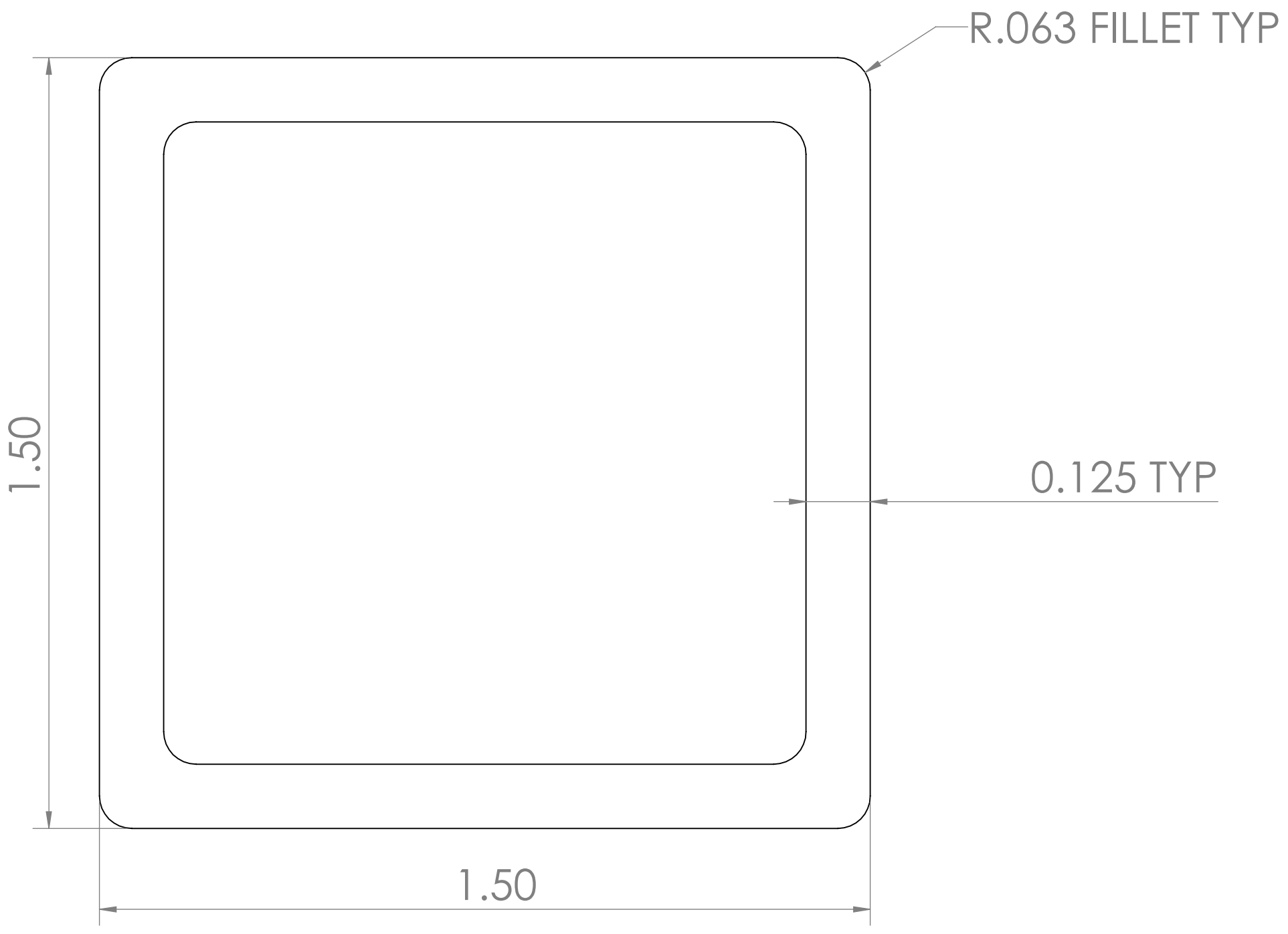


8020-4605

**PROPRIETARY AND CONFIDENTIAL**  
 THE INFORMATION CONTAINED IN THIS DRAWING IS THE SOLE PROPERTY OF  
 «INSERT COMPANY NAME HERE». ANY  
 REPRODUCTION IN PART OR AS A WHOLE  
 WITHOUT THE WRITTEN PERMISSION OF  
 «INSERT COMPANY NAME HERE» IS  
 PROHIBITED.

UNLESS OTHERWISE SPECIFIED:		DRAWN	NAME	DATE
DIMENSIONS ARE IN INCHES		CHECKED		
TOLERANCES:		TITLE:		
FRACTIONAL: ±		ENG APPR.		
ANGULAR: MACH ± BEND ±		MFG APPR.		
TWO PLACE DECIMAL ±		Q.A.		
THREE PLACE DECIMAL ±		COMMENTS:		
INTERPRET GEOMETRIC TOLERANCING PER:				
MATERIAL:				
	FINISH			
NEXT ASSY	USED ON			
APPLICATION	DO NOT SCALE DRAWING			

SIZE	DWG. NO.	REV
D 9700-46-CL	A	A
SCALE: 1:2	WEIGHT:	SHEET 5 OF 6



TOP VIEW



FRONT VIEW

8020-4606


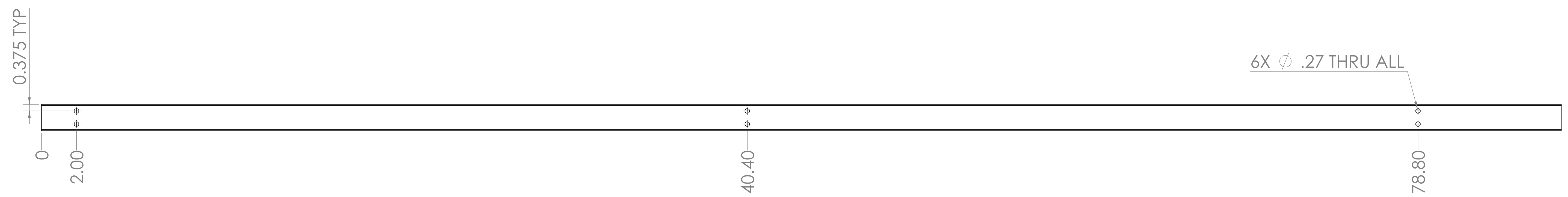
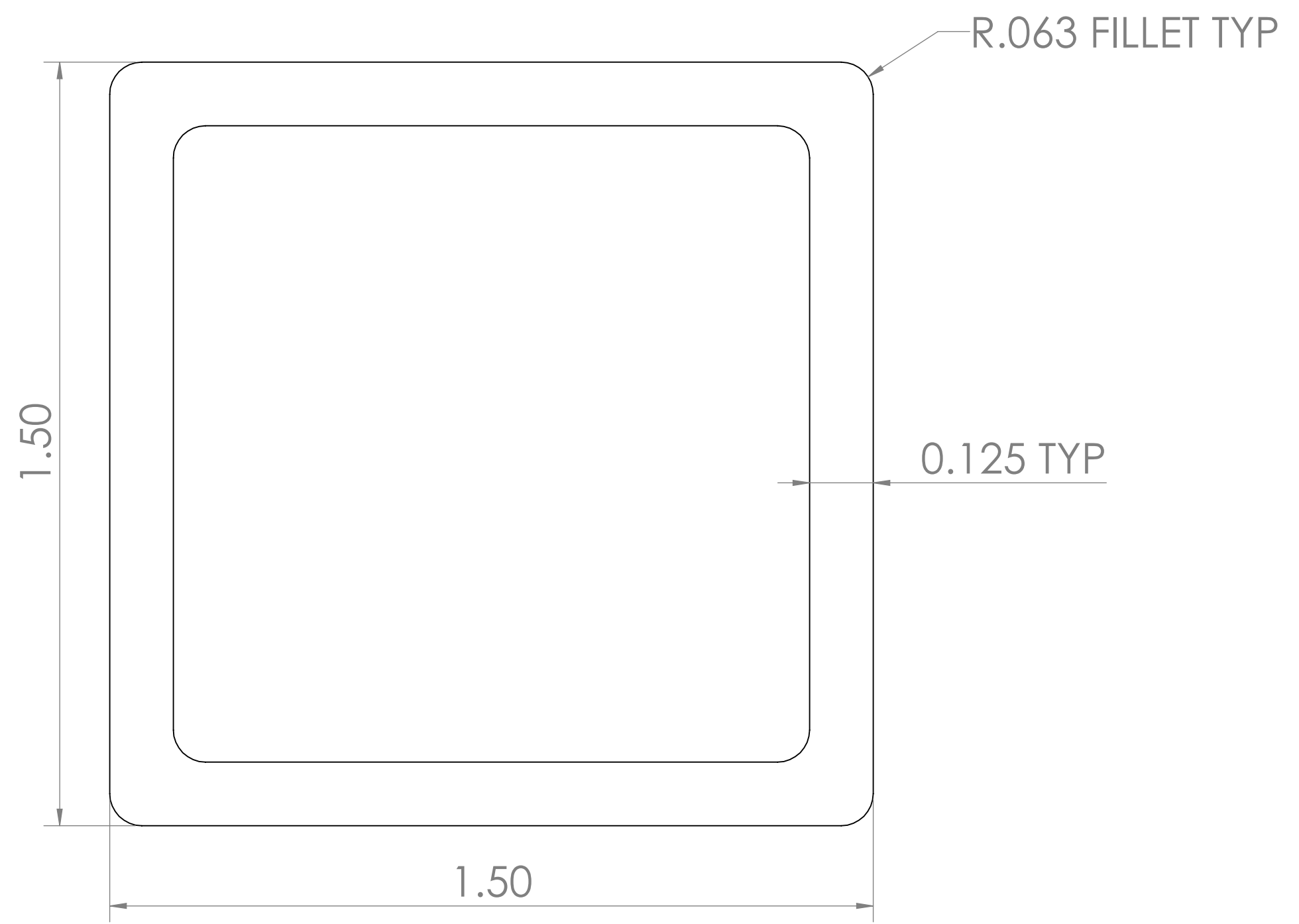
**PROPRIETARY AND CONFIDENTIAL**  
 THE INFORMATION CONTAINED IN THIS DRAWING IS THE SOLE PROPERTY OF <INSERT COMPANY NAME HERE>. ANY REPRODUCTION IN PART OR AS A WHOLE WITHOUT THE WRITTEN PERMISSION OF <INSERT COMPANY NAME HERE> IS PROHIBITED.

UNLESS OTHERWISE SPECIFIED:		DRAWN	NAME	DATE
DIMENSIONS ARE IN INCHES		CHECKED		
TOLERANCES:		ENG APPR.		
FRACTIONAL ±		MFG APPR.		
ANGULAR ± MACH ± BEND ±		Q.A.		
TWO PLACE DECIMAL ±		COMMENTS:		
THREE PLACE DECIMAL ±				
INTERPRET GEOMETRIC TOLERANCING PER:				
MATERIAL				
FINISH				
NEXT ASSY	USED ON			
APPLICATION	DO NOT SCALE DRAWING			

TITLE:		
SIZE	DWG. NO.	REV
D 9700-46-CL		A
SCALE: 1:2	WEIGHT:	SHEET 6 OF 6

NOTE:  
 \*DRAWING FOR MANUFACTURE PLANS USE MANUAL FOR ASSEMBLY PROCESS

REVISIONS				
ZONE	REV.	DESCRIPTION	DATE	APPROVED
	A	INITIAL RELEASE	4/13/2024	A. REYNOZA



8020-8701

PROPRIETARY AND CONFIDENTIAL  
 THE INFORMATION CONTAINED IN THIS  
 DRAWING IS THE SOLE PROPERTY OF  
 <INSERT COMPANY NAME HERE>. ANY  
 REPRODUCTION IN PART OR AS A WHOLE  
 WITHOUT THE WRITTEN PERMISSION OF  
 <INSERT COMPANY NAME HERE> IS  
 PROHIBITED.

UNLESS OTHERWISE SPECIFIED:		NAME	DATE
DIMENSIONS ARE IN INCHES	DRAWN		
TOLERANCES:	CHECKED		
FRACTIONAL ±	ENG APPR.		
ANGULAR: MACH ± BEND ±	MFG APPR.		
TWO PLACE DECIMAL ±	Q.A.		
THREE PLACE DECIMAL ±	COMMENTS:		
INTERPRET GEOMETRIC TOLERANCING PER:			
MATERIAL			
FINISH			
APPLICATION	DO NOT SCALE DRAWING		

TITLE:	SIZE	DWG. NO.	REV
	D	9700-87-CL	A
	SCALE: 3:1	WEIGHT:	SHEET 1 OF 2



8

7

6

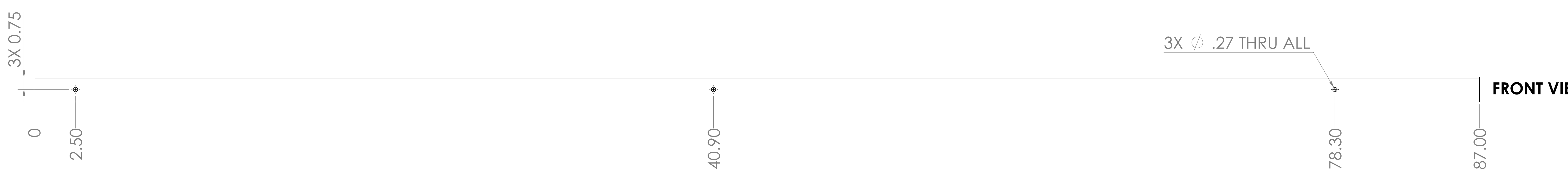
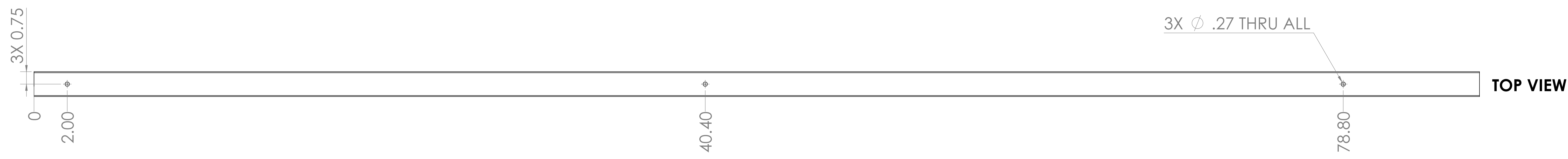
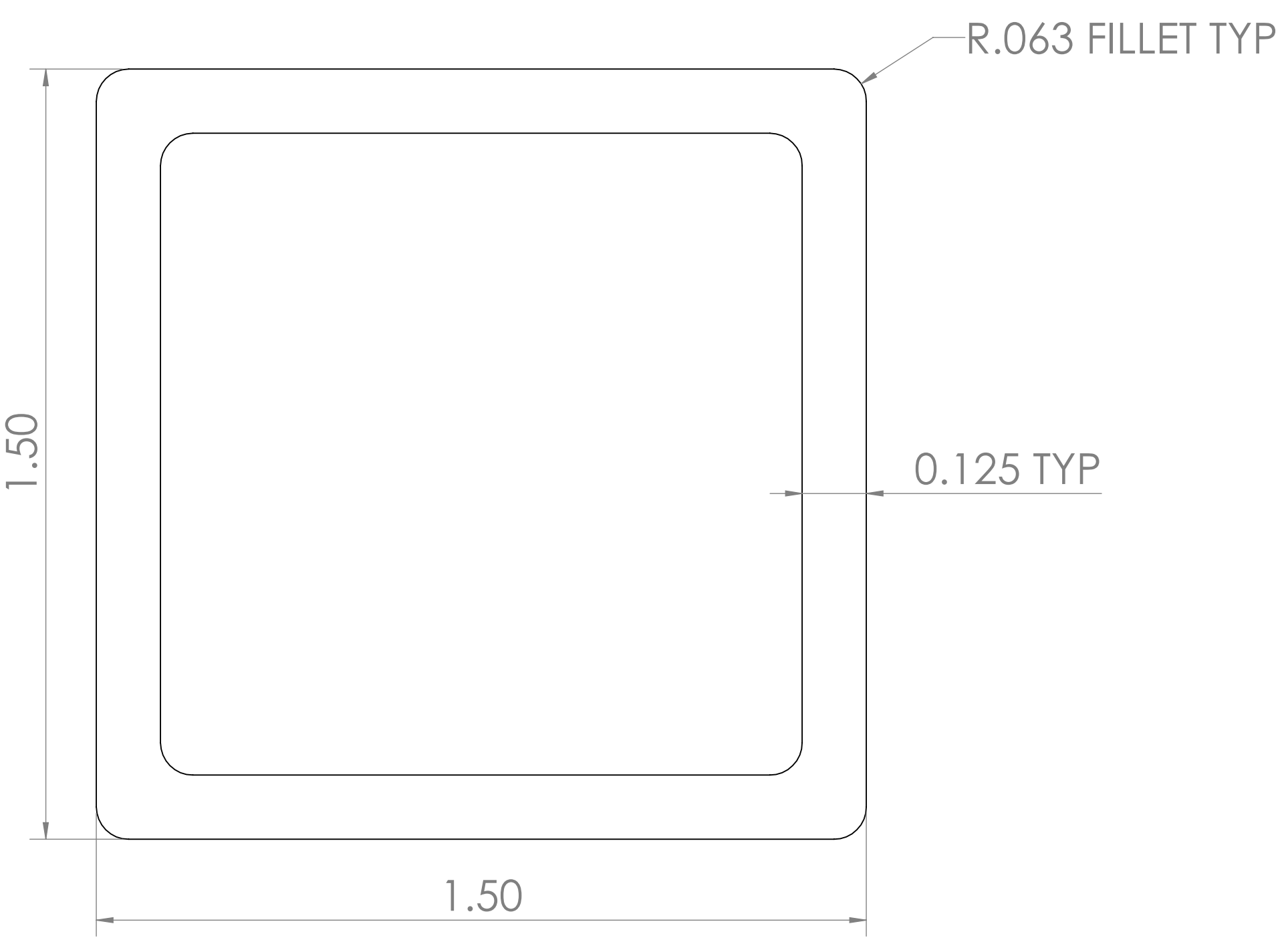
5

4

3

2

1



**8020-8702**

**PROPRIETARY AND CONFIDENTIAL**  
 THE INFORMATION CONTAINED IN THIS DRAWING IS THE SOLE PROPERTY OF <INSERT COMPANY NAME HERE>. ANY REPRODUCTION IN PART OR AS A WHOLE WITHOUT THE WRITTEN PERMISSION OF <INSERT COMPANY NAME HERE> IS PROHIBITED.

UNLESS OTHERWISE SPECIFIED:		DRAWN	NAME	DATE
DIMENSIONS ARE IN INCHES		CHECKED		
TOLERANCES:		ENG APPR.		
FRACTIONAL ±		MFG APPR.		
ANGULAR ± MACH ± BEND ±		Q.A.		
TWO PLACE DECIMAL ±		COMMENTS:		
THREE PLACE DECIMAL ±				
INTERPRET GEOMETRIC TOLERANCING PER:				
MATERIAL				
FINISH				
NEXT ASSY	USED ON			
APPLICATION	DO NOT SCALE DRAWING			

TITLE:		REV
SIZE	DWG. NO.	A
D 9700-87-CL		
SCALE: 3:1	WEIGHT:	SHEET 2 OF 2

5

4

3

2

1

8

7

6

5

4


3

2


1

NOTE:  
\*DRAWING FOR MANUFACTURE PLANS USE MANUAL FOR ASSEMBLY PROCESS


REVISIONS				
ZONE	REV.	DESCRIPTION	DATE	APPROVED
	A	INITIAL RELEASE	4/13/2024	A. REYNOZA



200-5001



200-5002



200-5003

**PROPRIETARY AND CONFIDENTIAL**  
 THE INFORMATION CONTAINED IN THIS DRAWING IS THE SOLE PROPERTY OF <INSERT COMPANY NAME HERE>. ANY REPRODUCTION IN PART OR AS A WHOLE WITHOUT THE WRITTEN PERMISSION OF <INSERT COMPANY NAME HERE> IS PROHIBITED.

UNLESS OTHERWISE SPECIFIED:		DRAWN	NAME	DATE
DIMENSIONS ARE IN INCHES		CHECKED		
TOLERANCES:		ENG APPR.		
FRACTIONAL ±		MFG APPR.		
ANGULAR ± MACH ± BEND ±		Q.A.		
TWO PLACE DECIMAL ±		COMMENTS:		
THREE PLACE DECIMAL ±				
INTERPRET GEOMETRIC TOLERANCING PER:				
MATERIAL				
FINISH				
APPLICATION	DO NOT SCALE DRAWING			

TITLE: **POLYCARBONATE 48X96**

SIZE DWG. NO. REV  
**D 200-5000 A**

SCALE: 1:8 WEIGHT: SHEET 1 OF 4

5

4

3

2

1

D

D

C


C

B

B

A

A



200-5001

**PROPRIETARY AND CONFIDENTIAL**  
 THE INFORMATION CONTAINED IN THIS DRAWING IS THE SOLE PROPERTY OF <INSERT COMPANY NAME HERE>. ANY REPRODUCTION IN PART OR AS A WHOLE WITHOUT THE WRITTEN PERMISSION OF <INSERT COMPANY NAME HERE> IS PROHIBITED.

UNLESS OTHERWISE SPECIFIED:		DRAWN	NAME	DATE
DIMENSIONS ARE IN INCHES		CHECKED		
TOLERANCES:		ENG APPR.		
FRACTIONAL: ±		MFG APPR.		
ANGULAR: MATCH ± BEND ±		Q.A.		
TWO PLACE DECIMAL ±		COMMENTS:		
THREE PLACE DECIMAL ±				
INTERPRET GEOMETRIC TOLERANCING PER:				
MATERIAL:				
FINISH:				
NEXT ASSY	USED ON			
APPLICATION	DO NOT SCALE DRAWING			

TITLE:		
POLYCARBONATE		
48X96		
SIZE	DWG. NO.	REV
D	200-5001	A
SCALE: 1:5	WEIGHT:	SHEET 2 OF 4

D

D

C


C

B

B

A

A



200-5002

10X  $\phi$ 0.27 THRU

4X 83.25

2X 80.50

2X 42.10

2X 3.70

3X .38

3X 47.13

PROPRIETARY AND CONFIDENTIAL  
THE INFORMATION CONTAINED IN THIS DRAWING IS THE SOLE PROPERTY OF  
REPRODUCTION IN PART OR AS A WHOLE  
WITHOUT THE WRITTEN PERMISSION OF  
IS PROHIBITED.

UNLESS OTHERWISE SPECIFIED:		DRAWN	NAME	DATE
DIMENSIONS ARE IN INCHES		CHECKED		
TOLERANCES:		ENG APPR.		
FRACTIONAL: ±		MFG APPR.		
ANGULAR: MATCH ± BEND ±		Q.A.		
TWO PLACE DECIMAL ±		COMMENTS:		
THREE PLACE DECIMAL ±				
INTERPRET GEOMETRIC TOLERANCING PER:				
MATERIAL				
FINISH				
NEXT ASSY	USED ON			
APPLICATION				
DO NOT SCALE DRAWING				

TITLE:		
POLYCARBONATE		
48X96		
SIZE	DWG. NO.	REV
D	200-5002	A
SCALE: 1:5	WEIGHT:	SHEET 3 OF 4



D

D

C

C

B

B

A

A

48.00

84.00

4X 83.25  
2X 80.50

2X 42.10

2X 3.70

0

6.25

18.25

30.25

42.25

10X  $\varnothing$  0.27 THRU

0

3X .50

200-5003

0

3X 47.63

PROPRIETARY AND CONFIDENTIAL  
THE INFORMATION CONTAINED IN THIS  
DRAWING IS THE SOLE PROPERTY OF  
<INSERT COMPANY NAME HERE>. ANY  
REPRODUCTION IN PART OR AS A WHOLE  
WITHOUT THE WRITTEN PERMISSION OF  
<INSERT COMPANY NAME HERE> IS  
PROHIBITED.

UNLESS OTHERWISE SPECIFIED:		DRAWN	NAME	DATE
DIMENSIONS ARE IN INCHES		CHECKED		
TOLERANCES:		ENG APPR.		
FRACTIONAL ±		MFG APPR.		
ANGULAR: MACH ± BEND ±		Q.A.		
TWO PLACE DECIMAL ±		COMMENTS:		
THREE PLACE DECIMAL ±				
INTERPRET GEOMETRIC TOLERANCING PER:				
MATERIAL				
FINISH				
NEXT ASSY	USED ON			
APPLICATION	DO NOT SCALE DRAWING			

TITLE:		
POLYCARBONATE 48X96		
SIZE	DWG. NO.	REV
D	200-5003	A
SCALE: 1:5	WEIGHT:	SHEET 4 OF 4

8

7

6

5

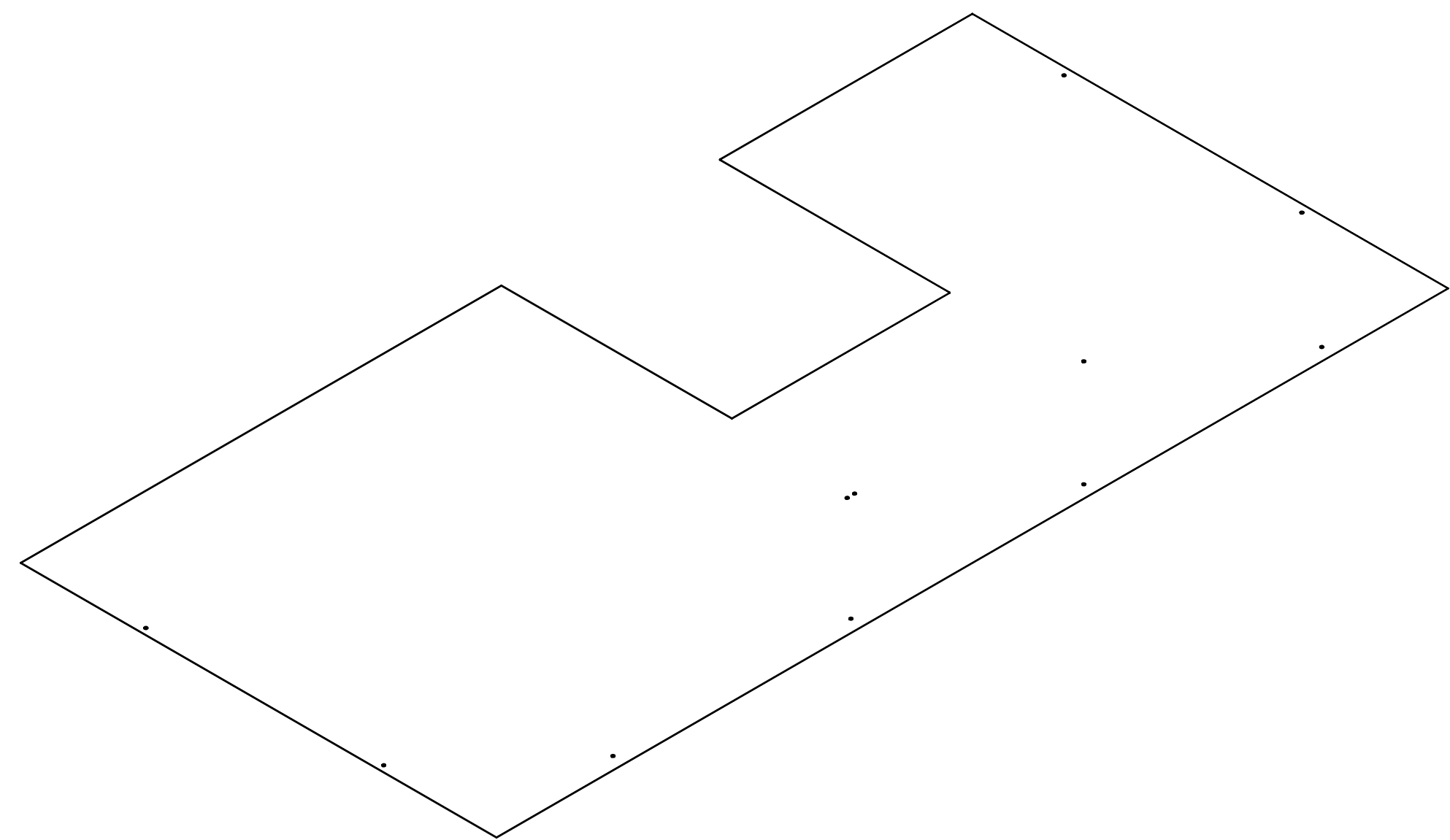
4

3

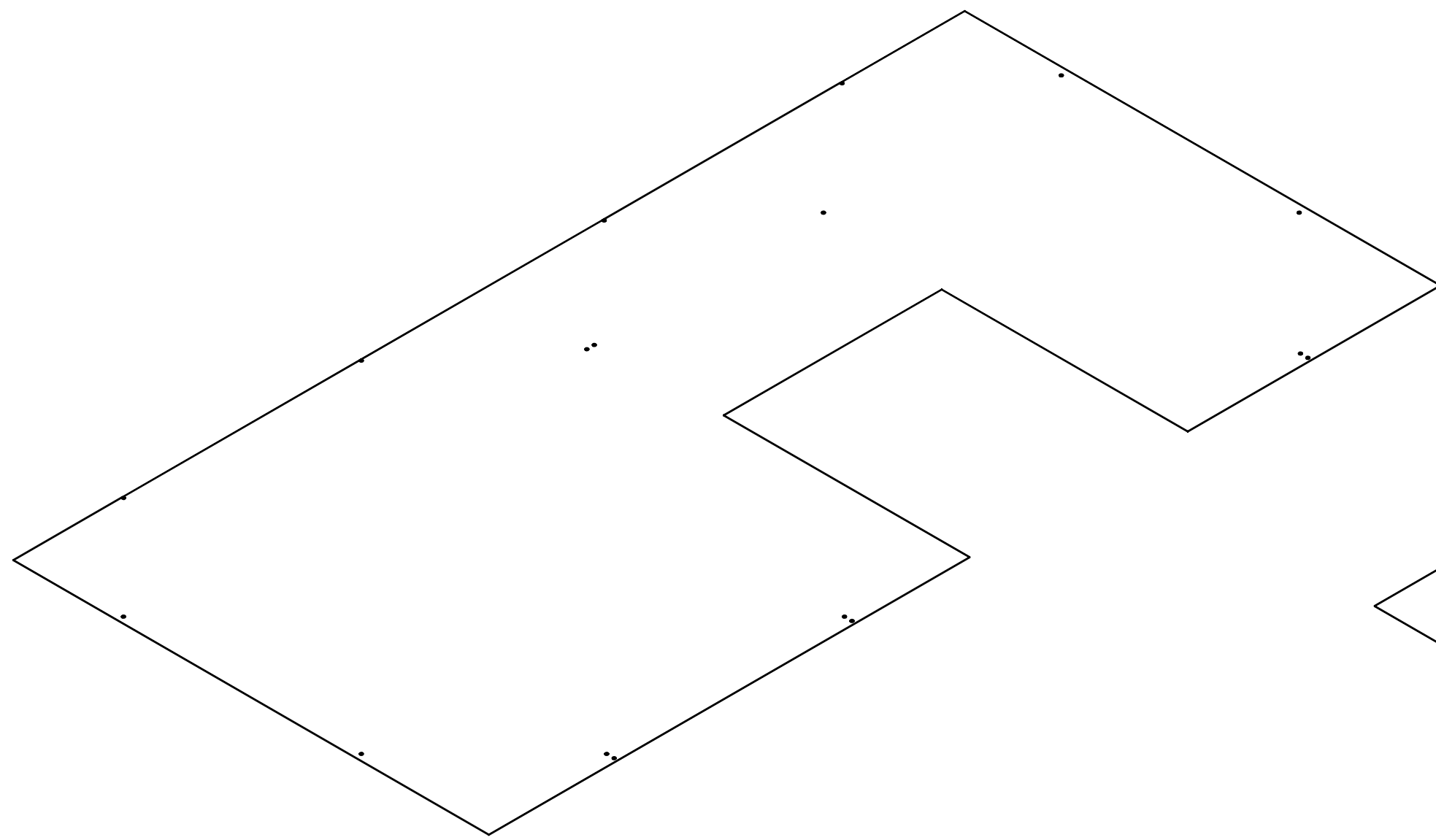
2

1

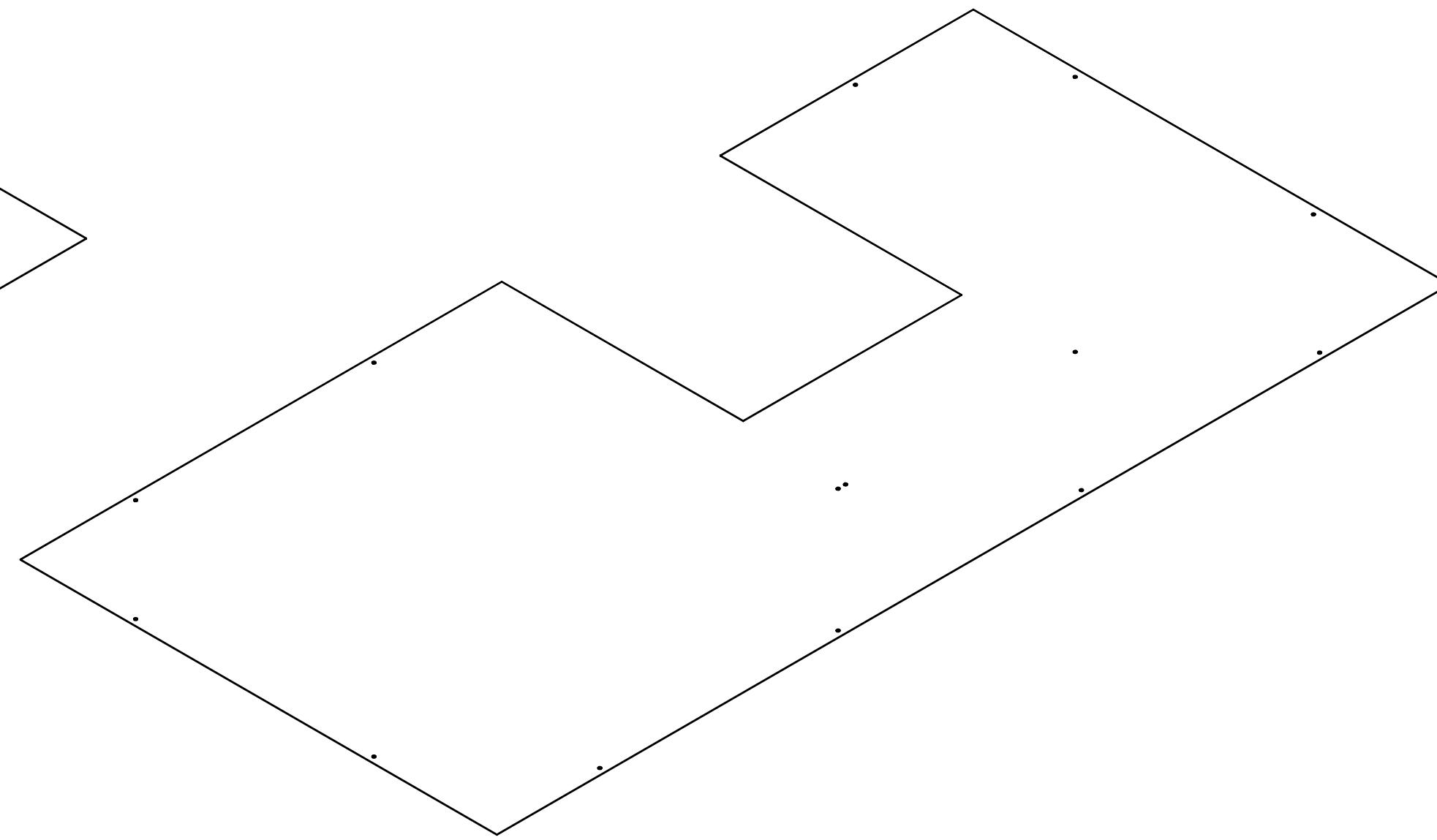
NOTE:  
 \*DIMENSIONS ARE USED FOR REFERENCE ONLY, CREATE THRU HOLES BASED ON FRAME LAYOUT  
 \*DRAWING FOR MANUFACTURE PLANS USE MANUAL FOR ASSEMBLY PROCESS



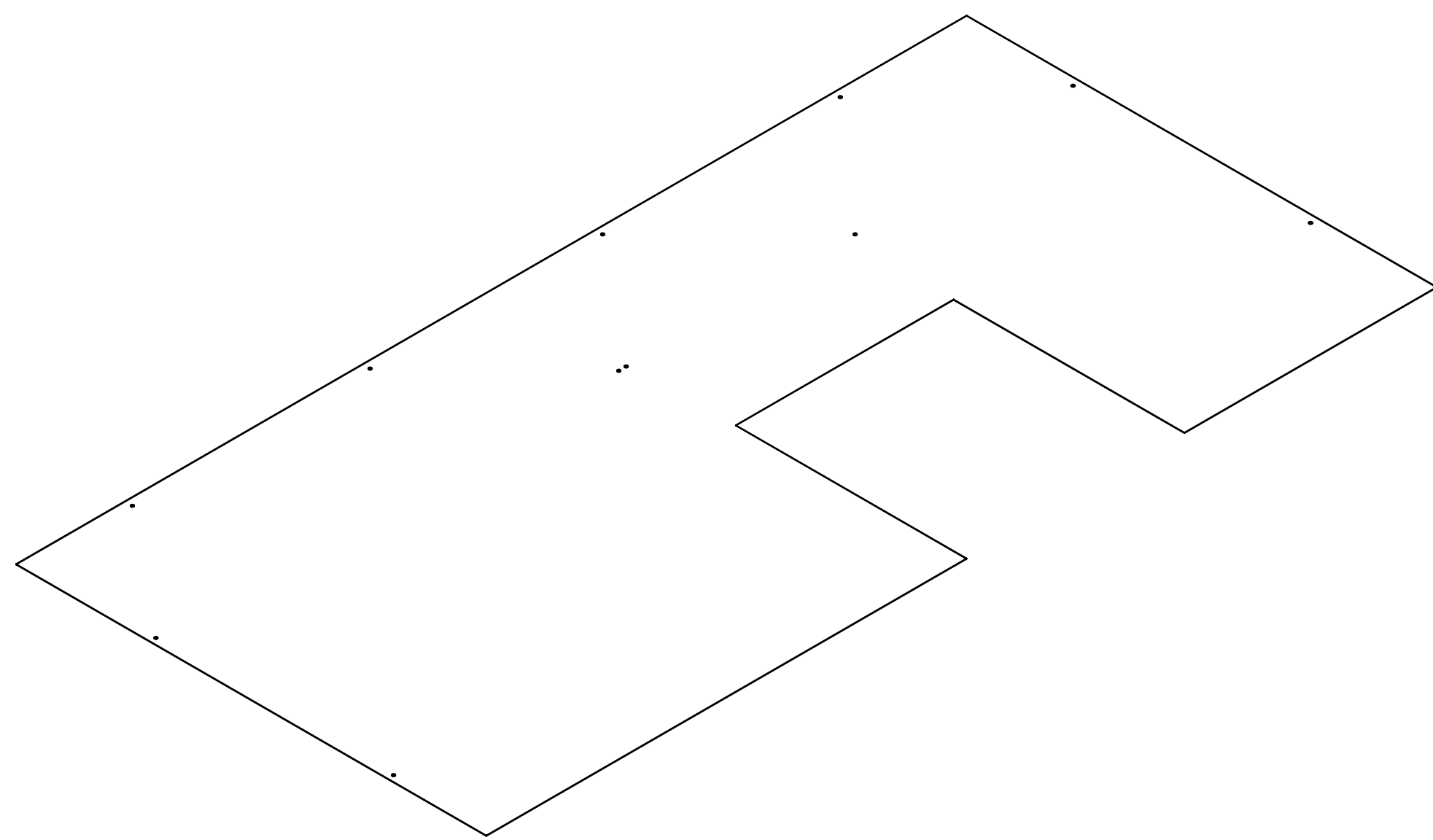
500-6001



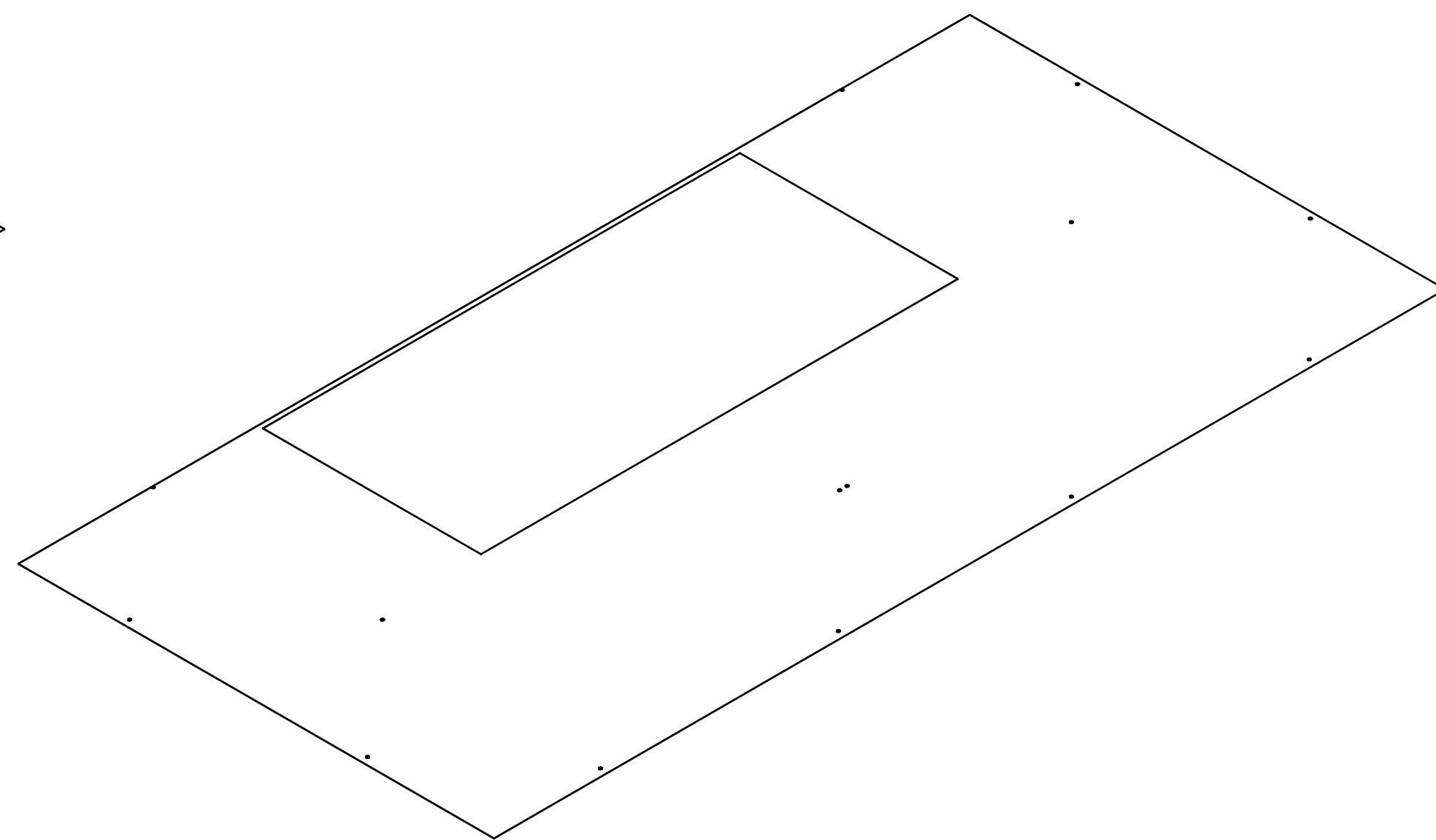
500-6002



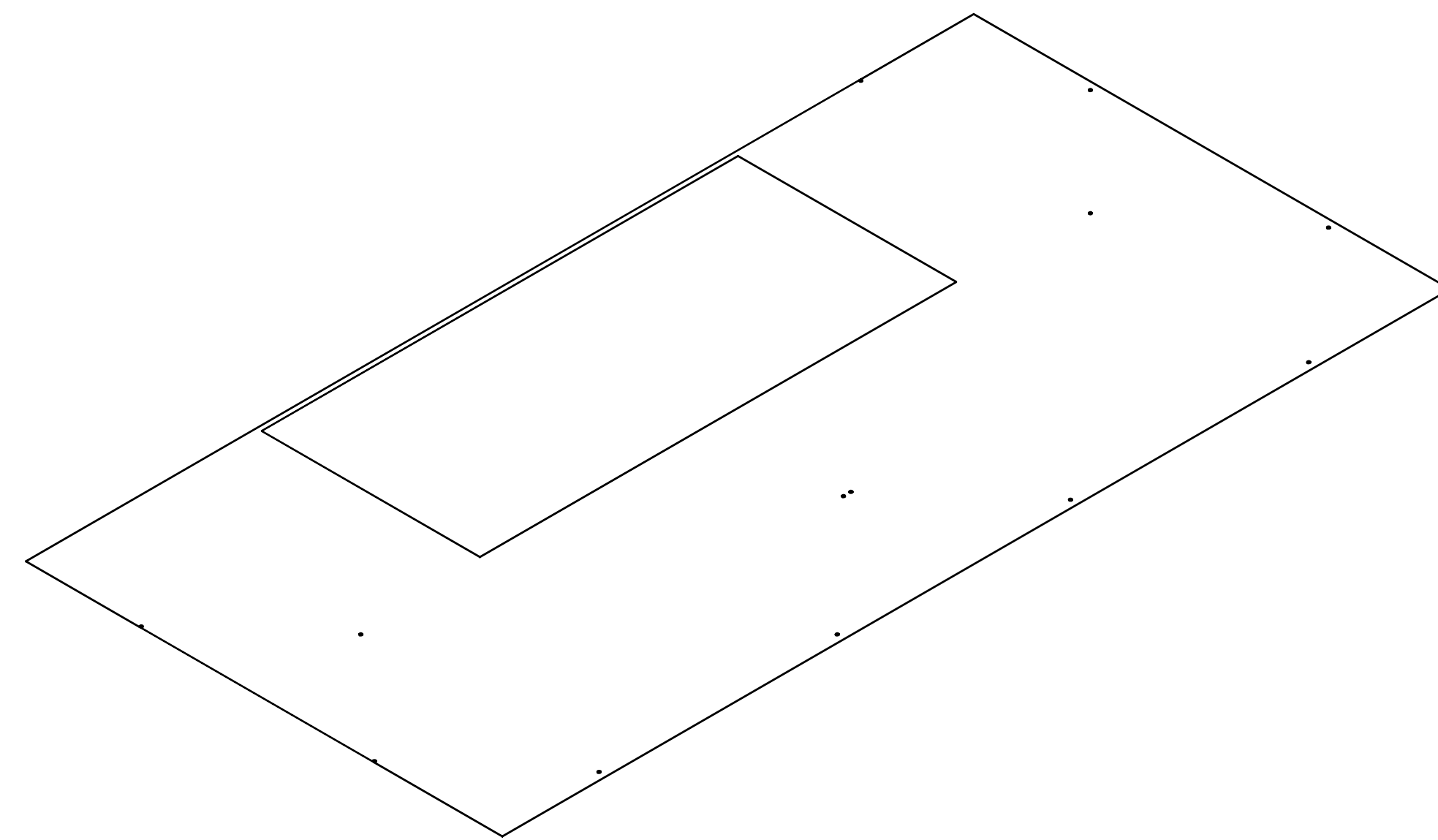
500-6003



500-6004



500-6005



500-6006

**PROPRIETARY AND CONFIDENTIAL**  
 THE INFORMATION CONTAINED IN THIS  
 DRAWING IS THE SOLE PROPERTY OF  
 ©INSERT COMPANY NAME HERE. ANY  
 REPRODUCTION IN PART OR AS A WHOLE  
 WITHOUT THE WRITTEN PERMISSION OF  
 ©INSERT COMPANY NAME HERE IS  
 PROHIBITED.

UNLESS OTHERWISE SPECIFIED:		DRAWN	NAME	DATE
DIMENSIONS ARE IN INCHES		CHECKED		
TOLERANCES:		ENG APPR.		
FRACTIONAL ±		MFG APPR.		
ANGULAR: MACH ± BEND ±		Q.A.		
TWO PLACE DECIMAL ±		COMMENTS:		
THREE PLACE DECIMAL ±				
INTERPRET GEOMETRIC TOLERANCING PER:				
MATERIAL				
FINISH				
NEXT ASSY	USED ON			
APPLICATION	DO NOT SCALE DRAWING			

TITLE: **ROOF POLYCARBONATE48x9 6SLDPRT**

SIZE DWG. NO. REV  
**D 500-6000**

SCALE: 1:10 WEIGHT: SHEET 1 OF 7

8

7

6

5

4

3

2

1

D

D

C

C

B

B

A

A

D

D

C

C

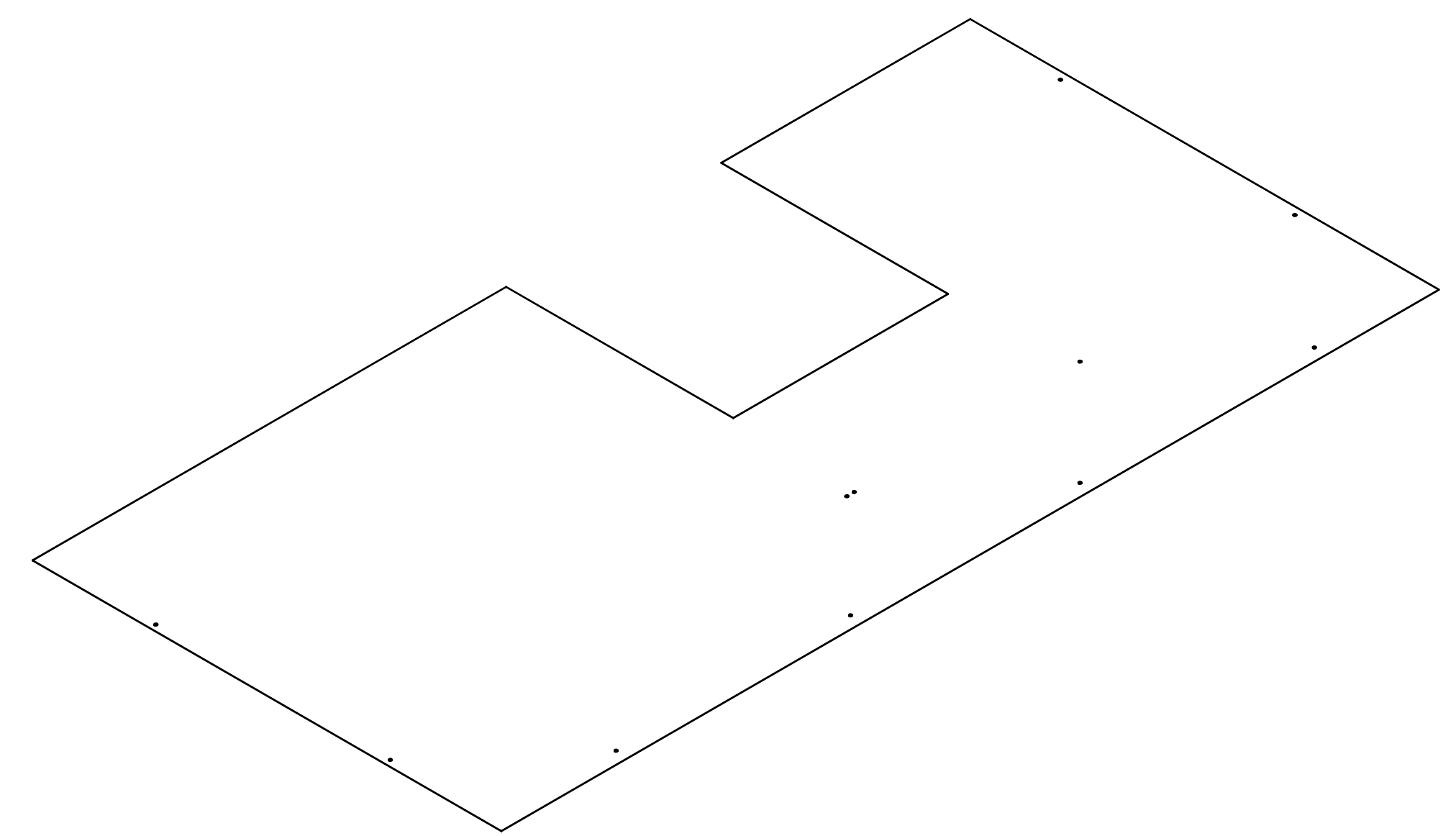
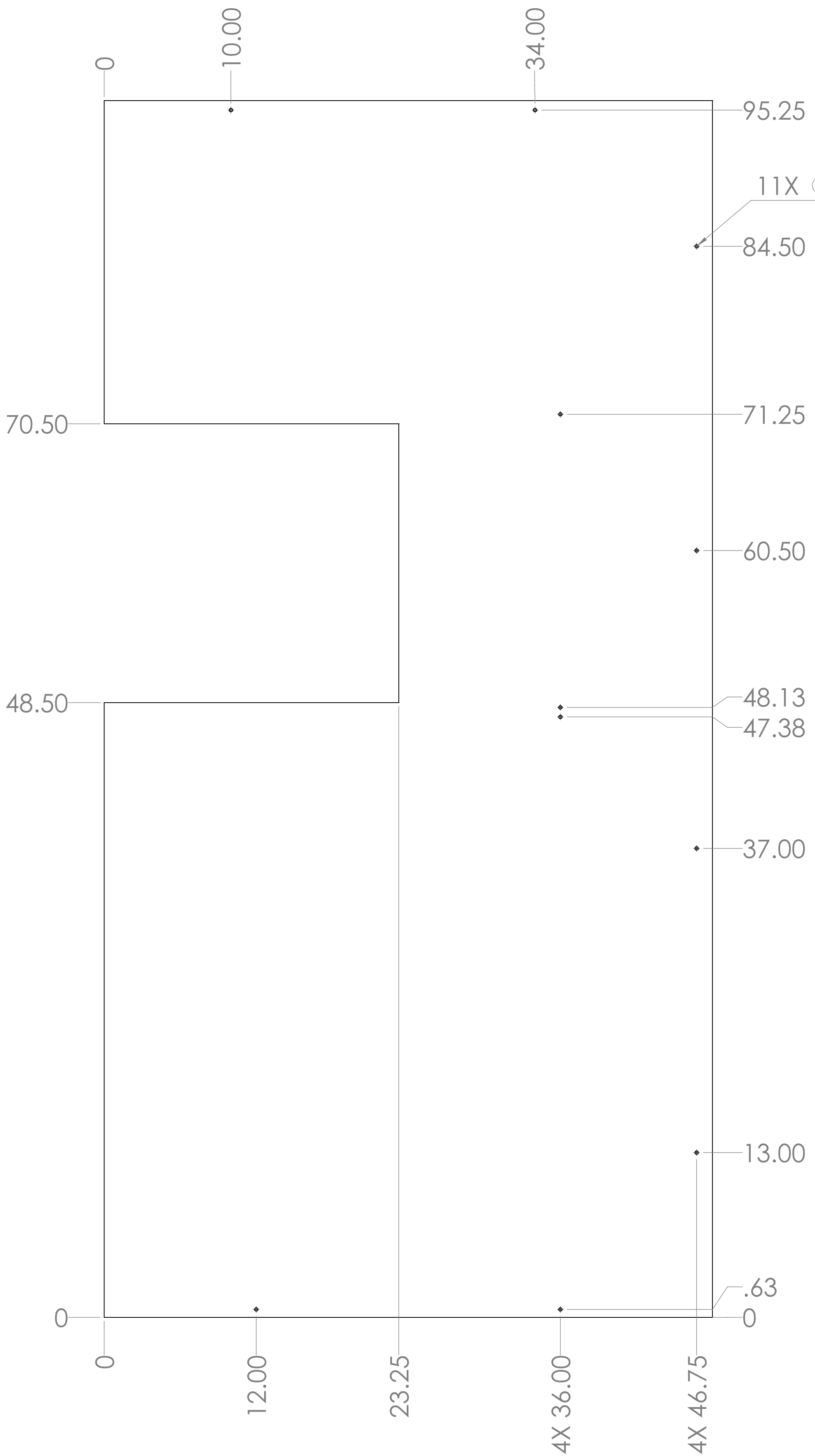
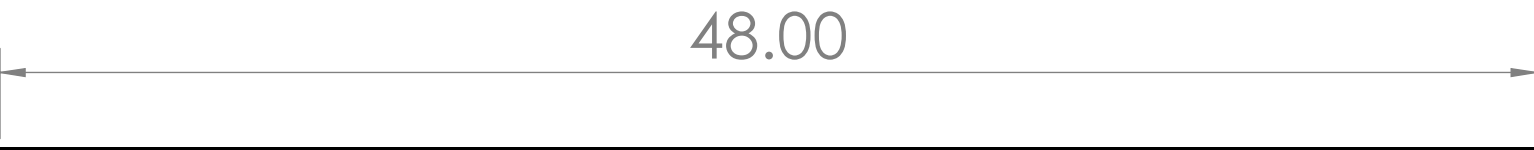

B

B

A

A

(0.0625)



**PROPRIETARY AND CONFIDENTIAL**  
 THE INFORMATION CONTAINED IN THIS DRAWING IS THE SOLE PROPERTY OF <INSERT COMPANY NAME HERE>. ANY REPRODUCTION IN PART OR AS A WHOLE WITHOUT THE WRITTEN PERMISSION OF <INSERT COMPANY NAME HERE> IS PROHIBITED.

UNLESS OTHERWISE SPECIFIED:		DRAWN	NAME	DATE
DIMENSIONS ARE IN INCHES		CHECKED		
TOLERANCES:		ENG APPR.		
FRACTIONAL ±		MFG APPR.		
ANGULAR ± MACH ± BEND ±		Q.A.		
TWO PLACE DECIMAL ±		COMMENTS:		
THREE PLACE DECIMAL ±				
INTERPRET GEOMETRIC TOLERANCING PER:				
MATERIAL				
FINISH				
NEXT ASSY	USED ON			
APPLICATION	DO NOT SCALE DRAWING			

TITLE: ROOF POLYCARBONATE48x9 6SLDPRT		
SIZE DWG. NO.	REV	
<b>D</b> 500-6000		
SCALE: 1:6	WEIGHT:	SHEET 2 OF 7

D

D

C

C

B

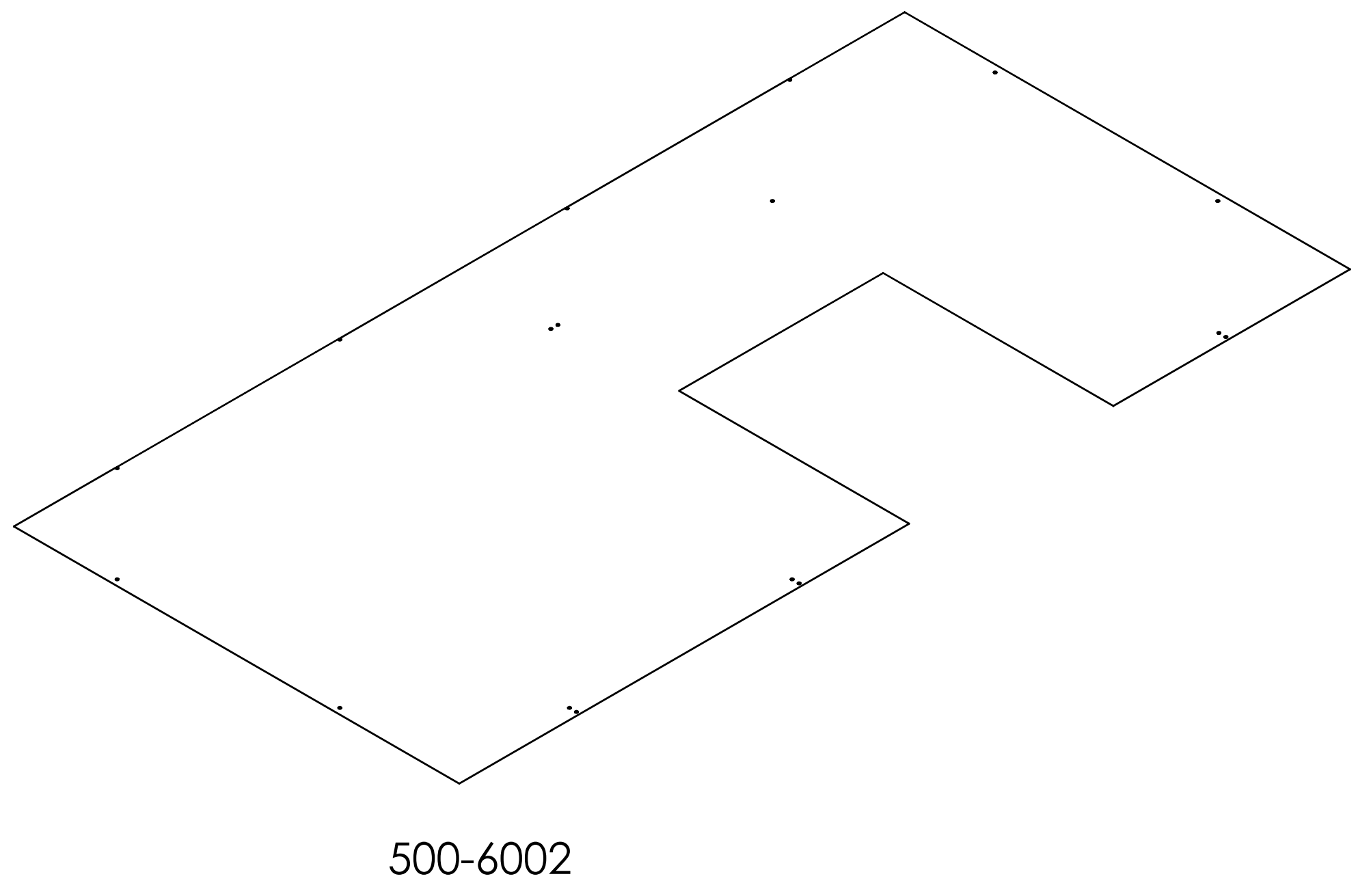
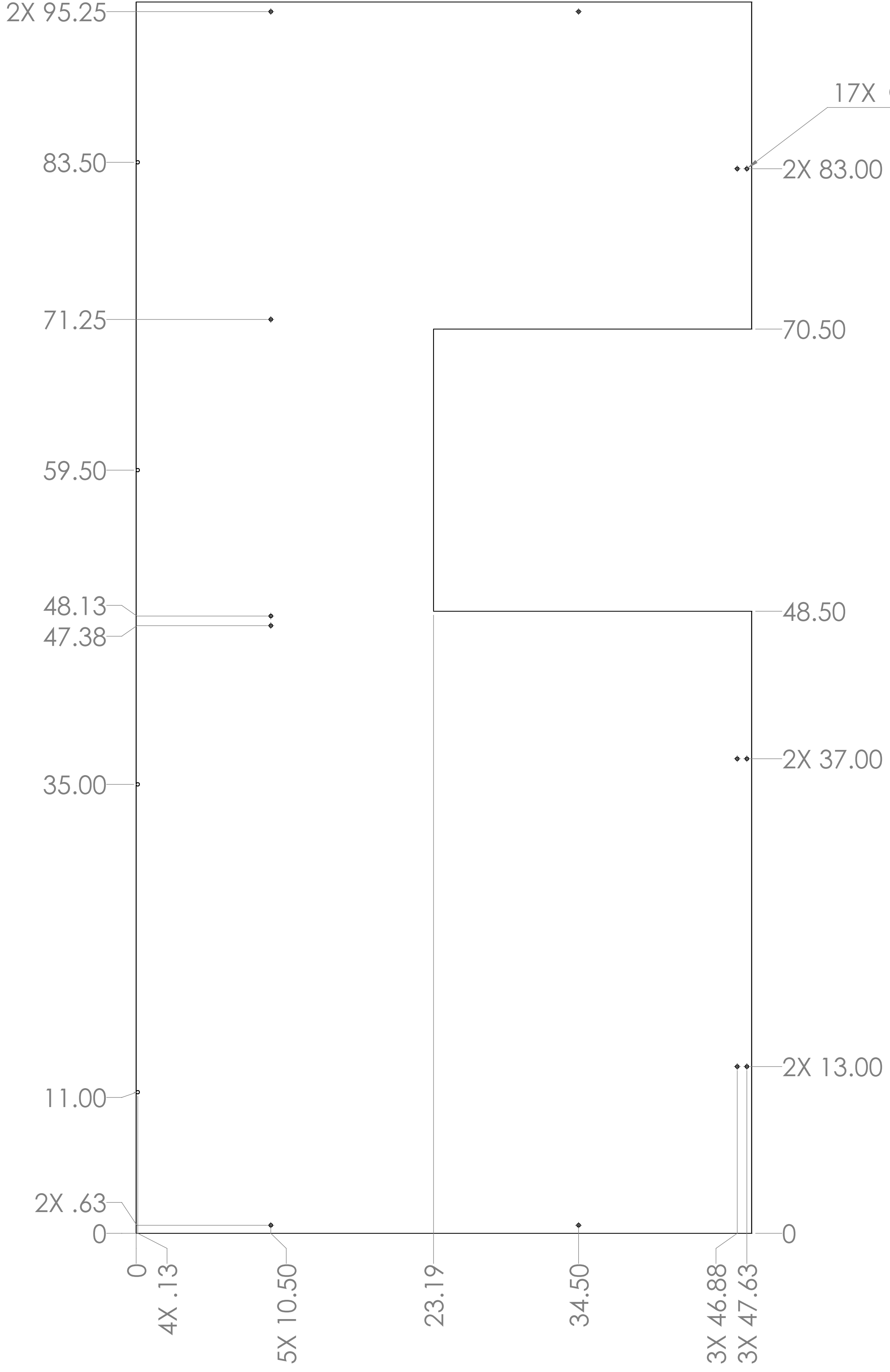
B

A

A

48.00

(0.0625)



**PROPRIETARY AND CONFIDENTIAL**  
 THE INFORMATION CONTAINED IN THIS DRAWING IS THE SOLE PROPERTY OF <INSERT COMPANY NAME HERE>. ANY REPRODUCTION IN PART OR AS A WHOLE WITHOUT THE WRITTEN PERMISSION OF <INSERT COMPANY NAME HERE> IS PROHIBITED.

UNLESS OTHERWISE SPECIFIED:		DRAWN	NAME	DATE
DIMENSIONS ARE IN INCHES		CHECKED		
TOLERANCES:		ENG APPR.		
FRACTIONAL: ±		MFG APPR.		
ANGULAR: MATCH ± BEND ±		Q.A.		
TWO PLACE DECIMAL ±		COMMENTS:		
THREE PLACE DECIMAL ±				
INTERPRET GEOMETRIC TOLERANCING PER:				
MATERIAL:				
FINISH:				
NEXT ASSY	USED ON			
APPLICATION	DO NOT SCALE DRAWING			

TITLE: ROOF POLYCARBONATE48x9 6SLDPRT		
SIZE DWG. NO.	REV	
<b>D</b> 500-6000		
SCALE: 1:6	WEIGHT:	SHEET 3 OF 7



D

D

C

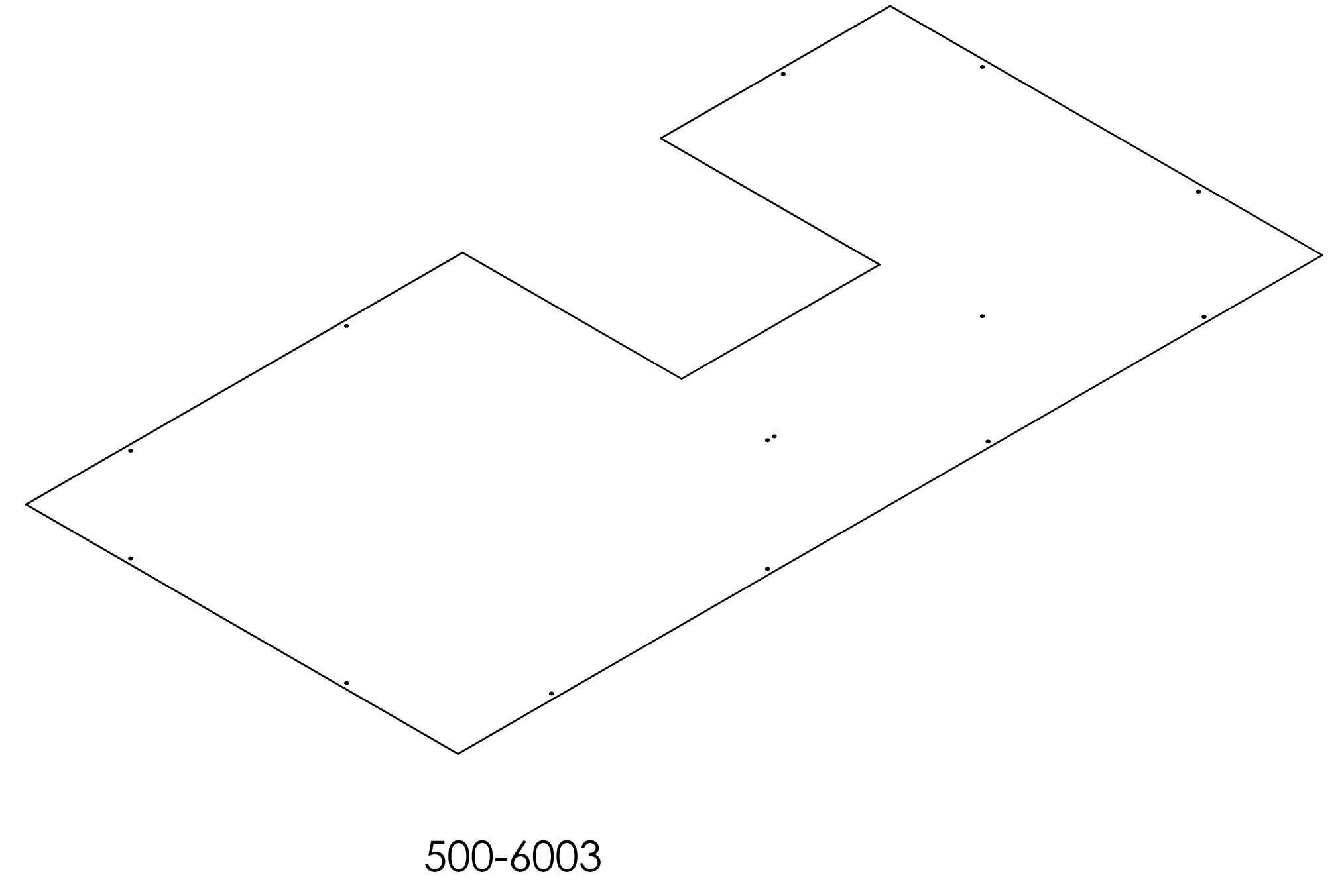
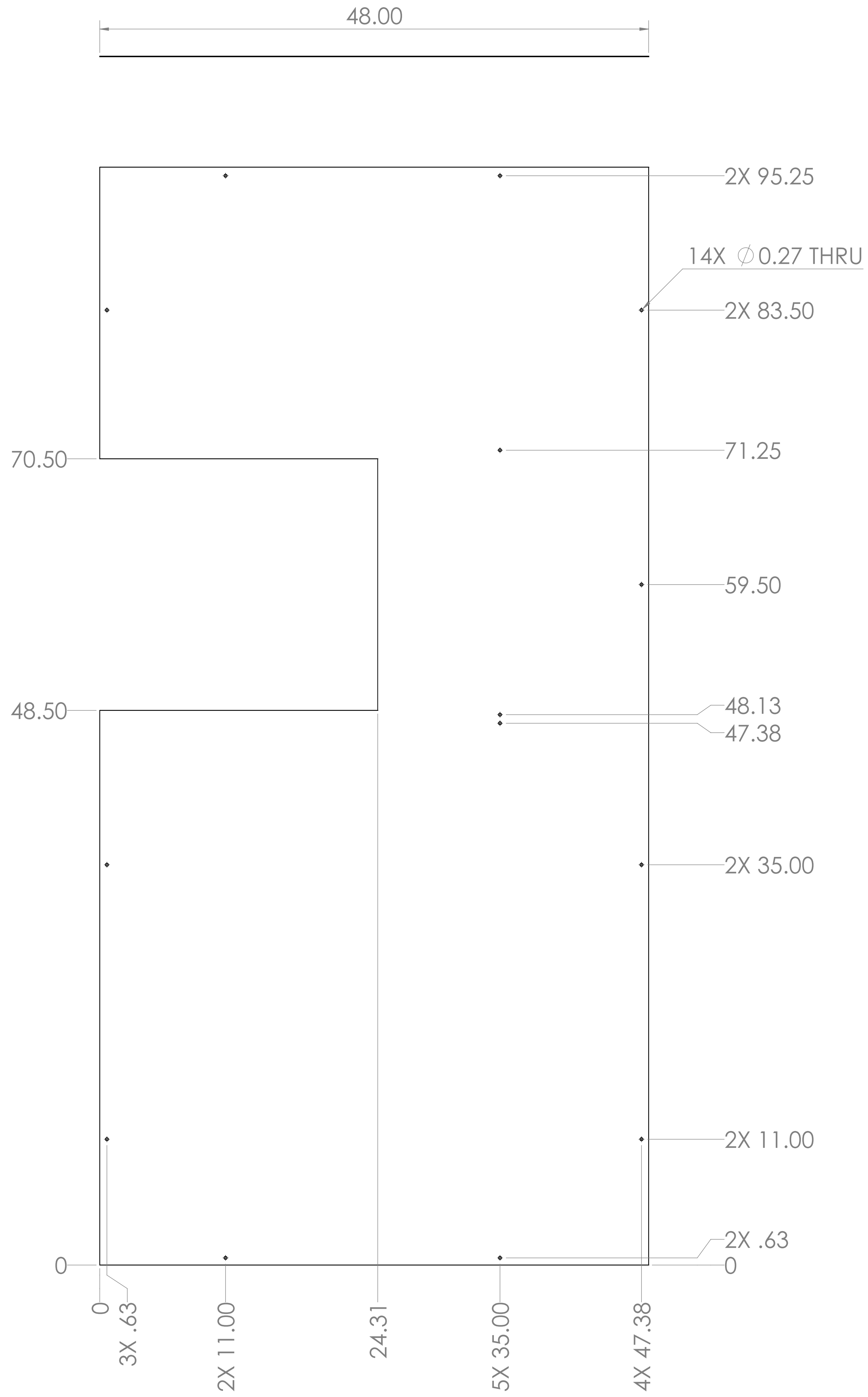
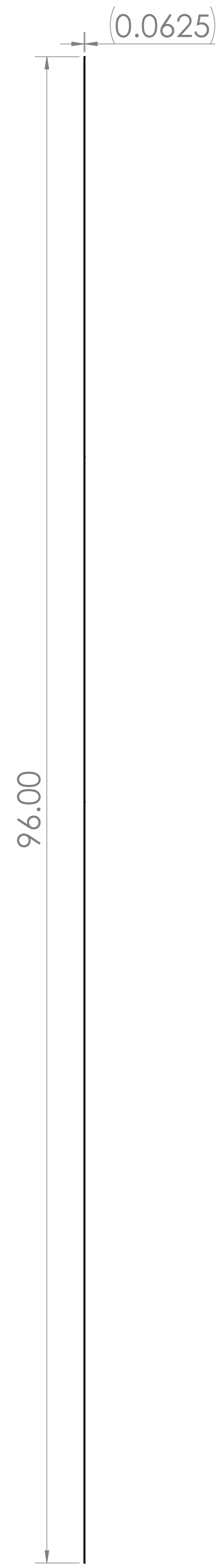
C

B

B

A

A



**PROPRIETARY AND CONFIDENTIAL**  
 THE INFORMATION CONTAINED IN THIS DRAWING IS THE SOLE PROPERTY OF <INSERT COMPANY NAME HERE>. ANY REPRODUCTION IN PART OR AS A WHOLE WITHOUT THE WRITTEN PERMISSION OF <INSERT COMPANY NAME HERE> IS PROHIBITED.

UNLESS OTHERWISE SPECIFIED:		DRAWN	NAME	DATE
DIMENSIONS ARE IN INCHES		CHECKED		
TOLERANCES:		ENG APPR.		
FRACTIONAL ±		MFG APPR.		
ANGULAR: MACH ± BEND ±		Q.A.		
TWO PLACE DECIMAL ±		COMMENTS:		
THREE PLACE DECIMAL ±				
INTERPRET GEOMETRIC TOLERANCING PER:				
MATERIAL:				
FINISH:				
NEXT ASSY	USED ON			
APPLICATION	DO NOT SCALE DRAWING			

TITLE: ROOF POLYCARBONATE48x9 6SLDPRT		
SIZE DWG. NO.	REV	
<b>D</b> 500-6000		
SCALE: 1:6	WEIGHT:	SHEET 4 OF 7

D

D

C

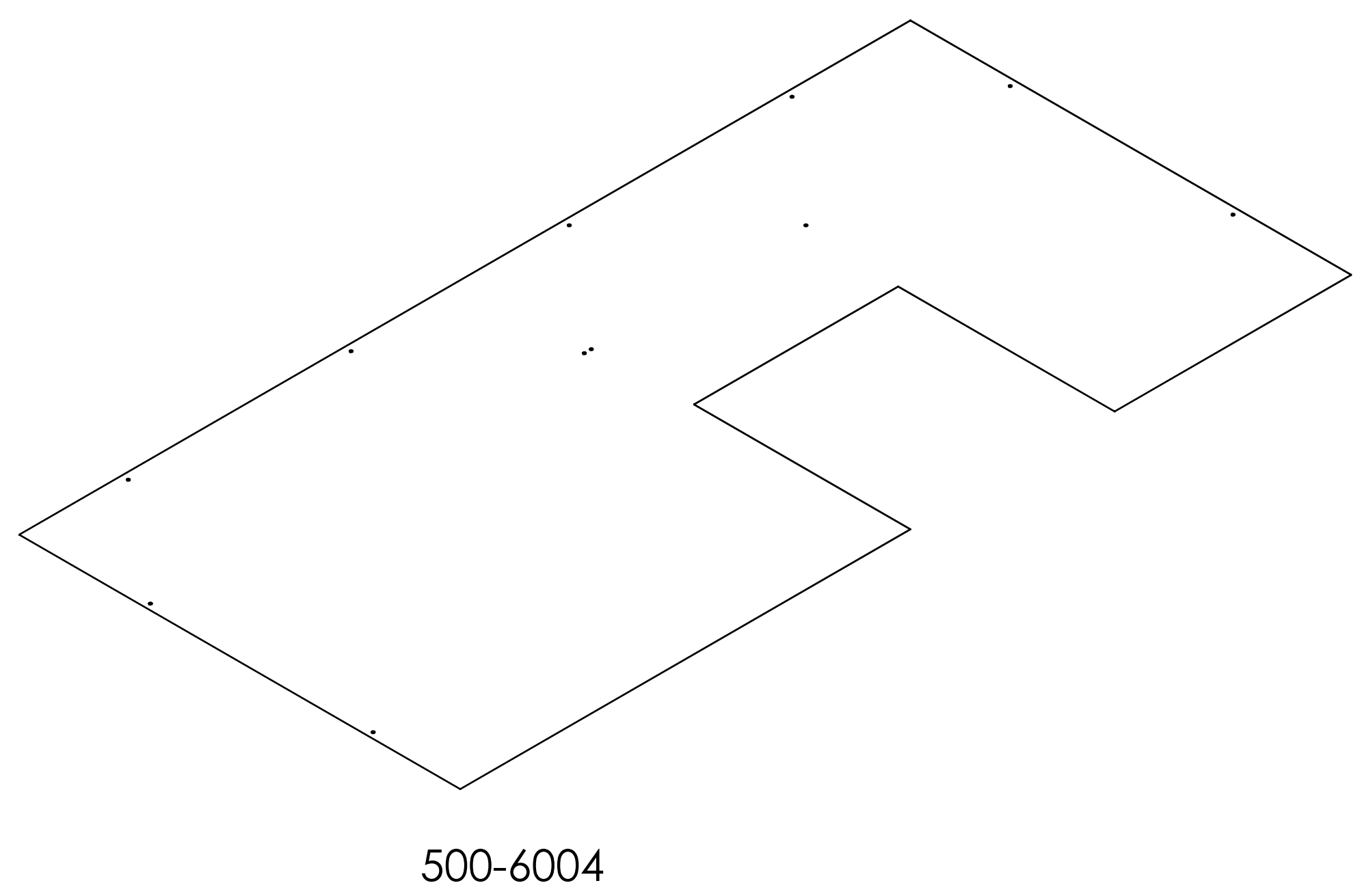
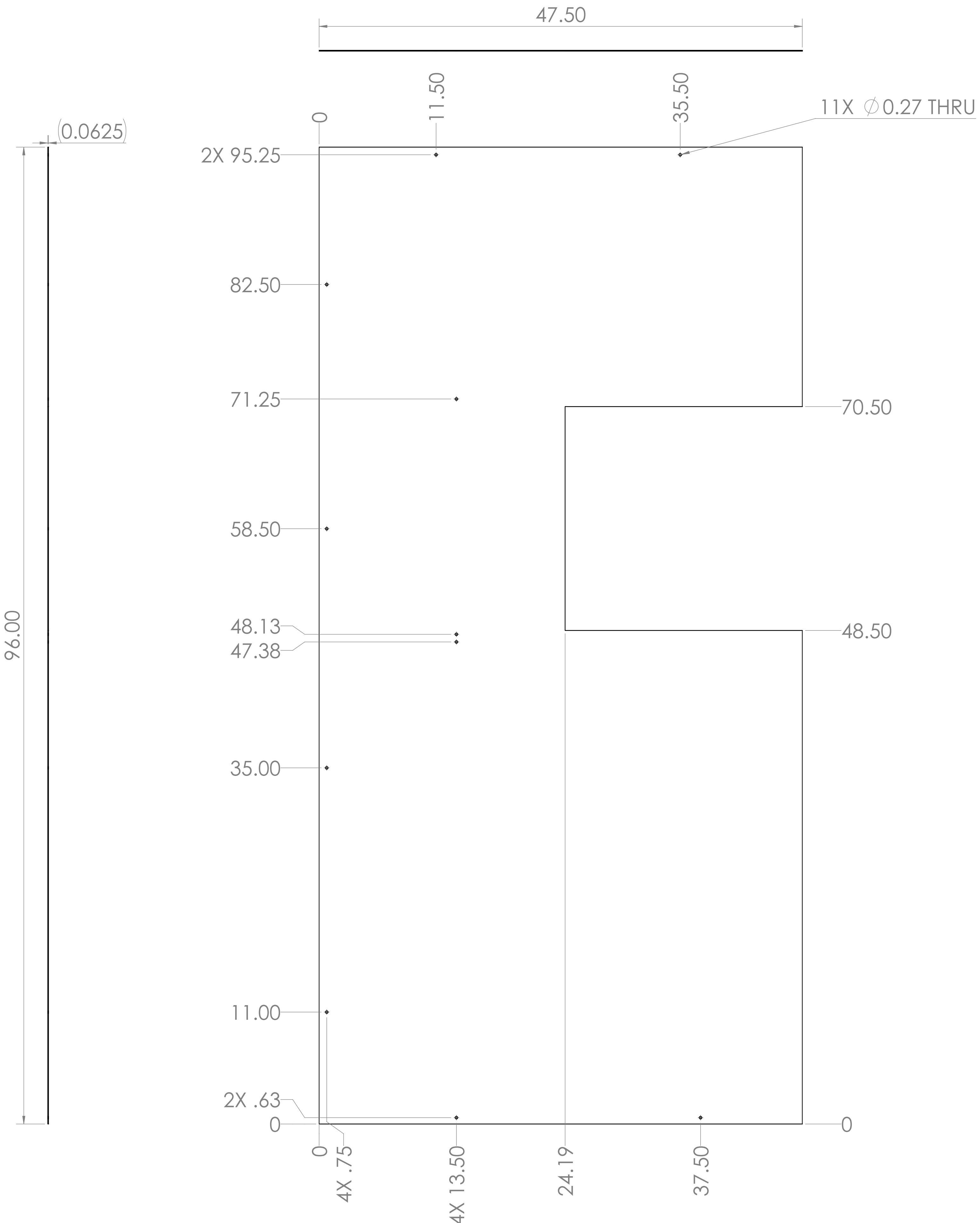
C

B

B

A

A



**PROPRIETARY AND CONFIDENTIAL**  
 THE INFORMATION CONTAINED IN THIS DRAWING IS THE SOLE PROPERTY OF <INSERT COMPANY NAME HERE>. ANY REPRODUCTION IN PART OR AS A WHOLE WITHOUT THE WRITTEN PERMISSION OF <INSERT COMPANY NAME HERE> IS PROHIBITED.

UNLESS OTHERWISE SPECIFIED:		DRAWN	NAME	DATE
DIMENSIONS ARE IN INCHES		CHECKED		
TOLERANCES:		ENG APPR.		
FRACTIONAL ±		MFG APPR.		
ANGULAR ± MACH ± BEND ±		Q.A.		
TWO PLACE DECIMAL ±		COMMENTS:		
THREE PLACE DECIMAL ±				
INTERPRET GEOMETRIC TOLERANCING PER:				
MATERIAL				
FINISH				
NEXT ASSY	USED ON			
APPLICATION	DO NOT SCALE DRAWING			

TITLE: ROOF POLYCARBONATE48x9 6SLDPRT  
 SIZE DWG. NO. REV  
**D** 500-6000  
 SCALE: 1:6 WEIGHT: SHEET 5 OF 7

D

D

C

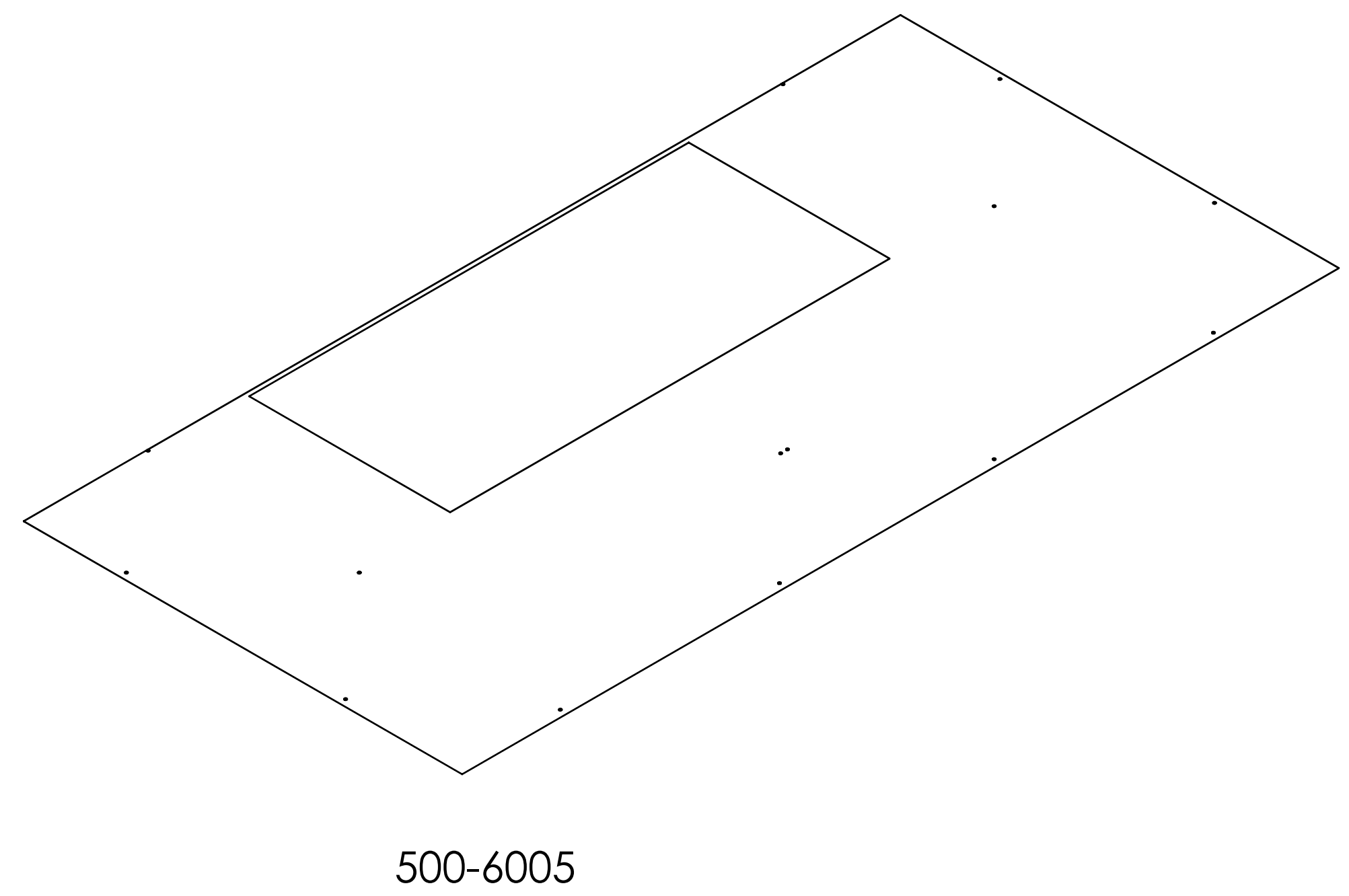

C

B

B

A

A



**PROPRIETARY AND CONFIDENTIAL**  
 THE INFORMATION CONTAINED IN THIS DRAWING IS THE SOLE PROPERTY OF <INSERT COMPANY NAME HERE>. ANY REPRODUCTION IN PART OR AS A WHOLE WITHOUT THE WRITTEN PERMISSION OF <INSERT COMPANY NAME HERE> IS PROHIBITED.

UNLESS OTHERWISE SPECIFIED:		DRAWN	NAME	DATE
DIMENSIONS ARE IN INCHES		CHECKED		
TOLERANCES:		ENG APPR.		
FRACTIONAL ±		MFG APPR.		
ANGULAR ± MACH ± BEND ±		Q.A.		
TWO PLACE DECIMAL ±		COMMENTS:		
THREE PLACE DECIMAL ±				
INTERPRET GEOMETRIC TOLERANCING PER:				
MATERIAL				
FINISH				
APPLICATION	DO NOT SCALE DRAWING			

TITLE:		
ROOF POLYCARBONATE48x96SLDPRT		
SIZE	DWG. NO.	REV
D	500-6000	
SCALE: 1:6	WEIGHT:	SHEET 6 OF 7

D

D

C

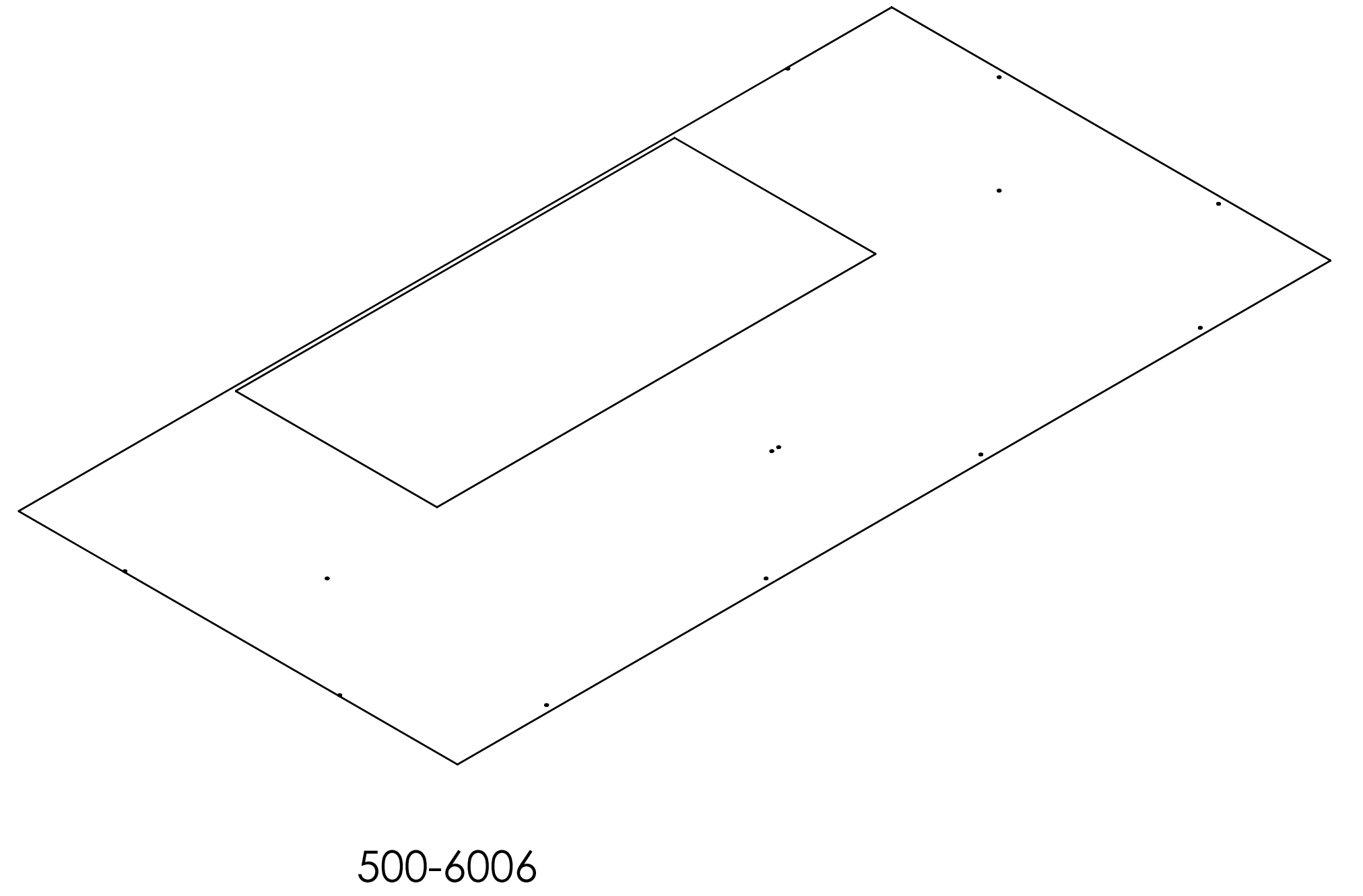
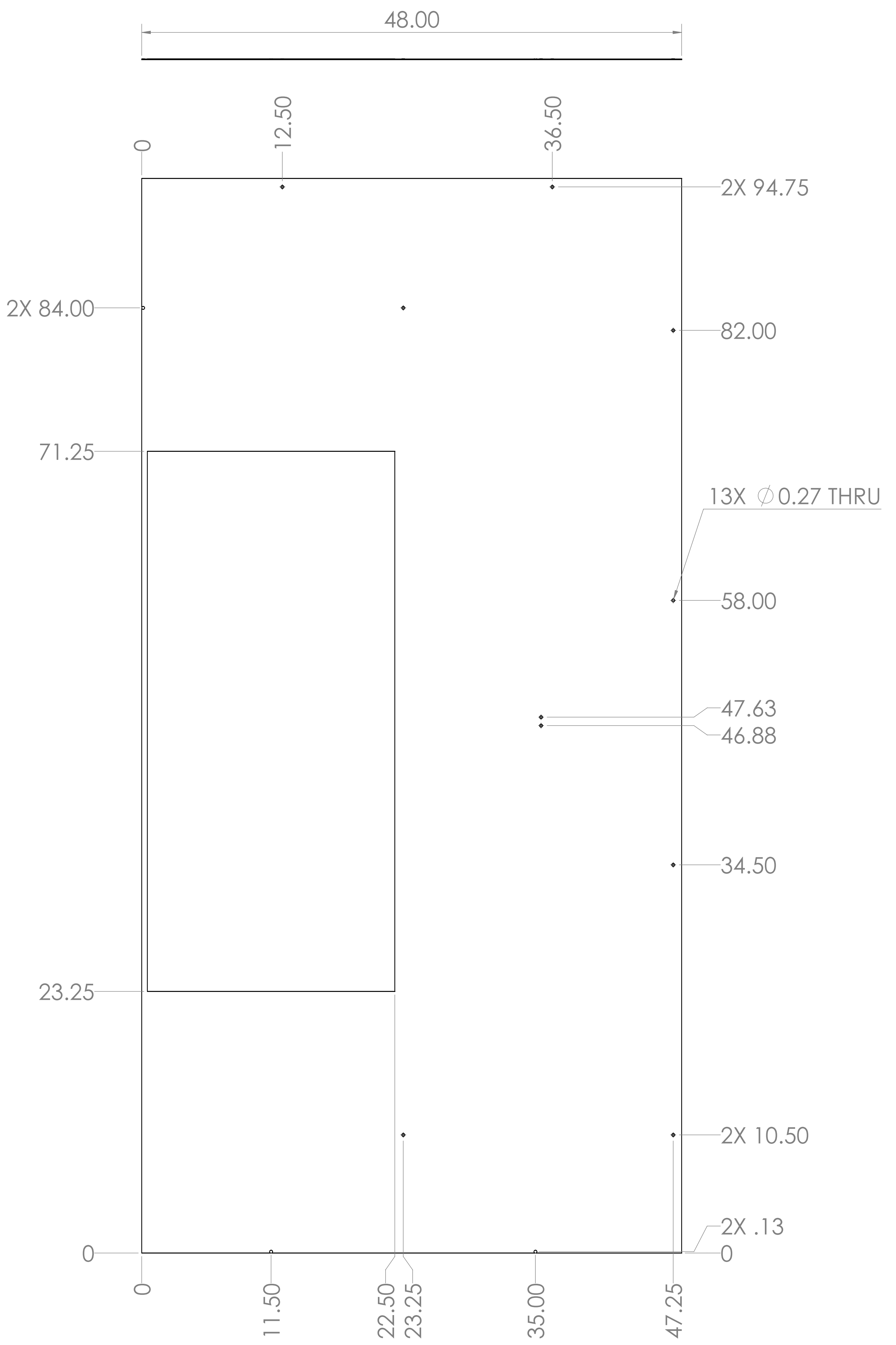

C

B

B

A

A



**PROPRIETARY AND CONFIDENTIAL**  
 THE INFORMATION CONTAINED IN THIS DRAWING IS THE SOLE PROPERTY OF <INSERT COMPANY NAME HERE>. ANY REPRODUCTION IN PART OR AS A WHOLE WITHOUT THE WRITTEN PERMISSION OF <INSERT COMPANY NAME HERE> IS PROHIBITED.

UNLESS OTHERWISE SPECIFIED:		DRAWN	NAME	DATE
DIMENSIONS ARE IN INCHES		CHECKED		
TOLERANCES:		ENG APPR.		
FRACTIONAL ±		MFG APPR.		
ANGULAR: MACH ± BEND ±		Q.A.		
TWO PLACE DECIMAL ±		COMMENTS:		
THREE PLACE DECIMAL ±				
INTERPRET GEOMETRIC TOLERANCING PER:				
MATERIAL				
FINISH				
NEXT ASSY	USED ON			
APPLICATION	DO NOT SCALE DRAWING			

TITLE:		
ROOF POLYCARBONATE48x96SLDPRT		
SIZE	DWG. NO.	REV
D	500-6000	
SCALE: 1:6	WEIGHT:	SHEET 7 OF 7

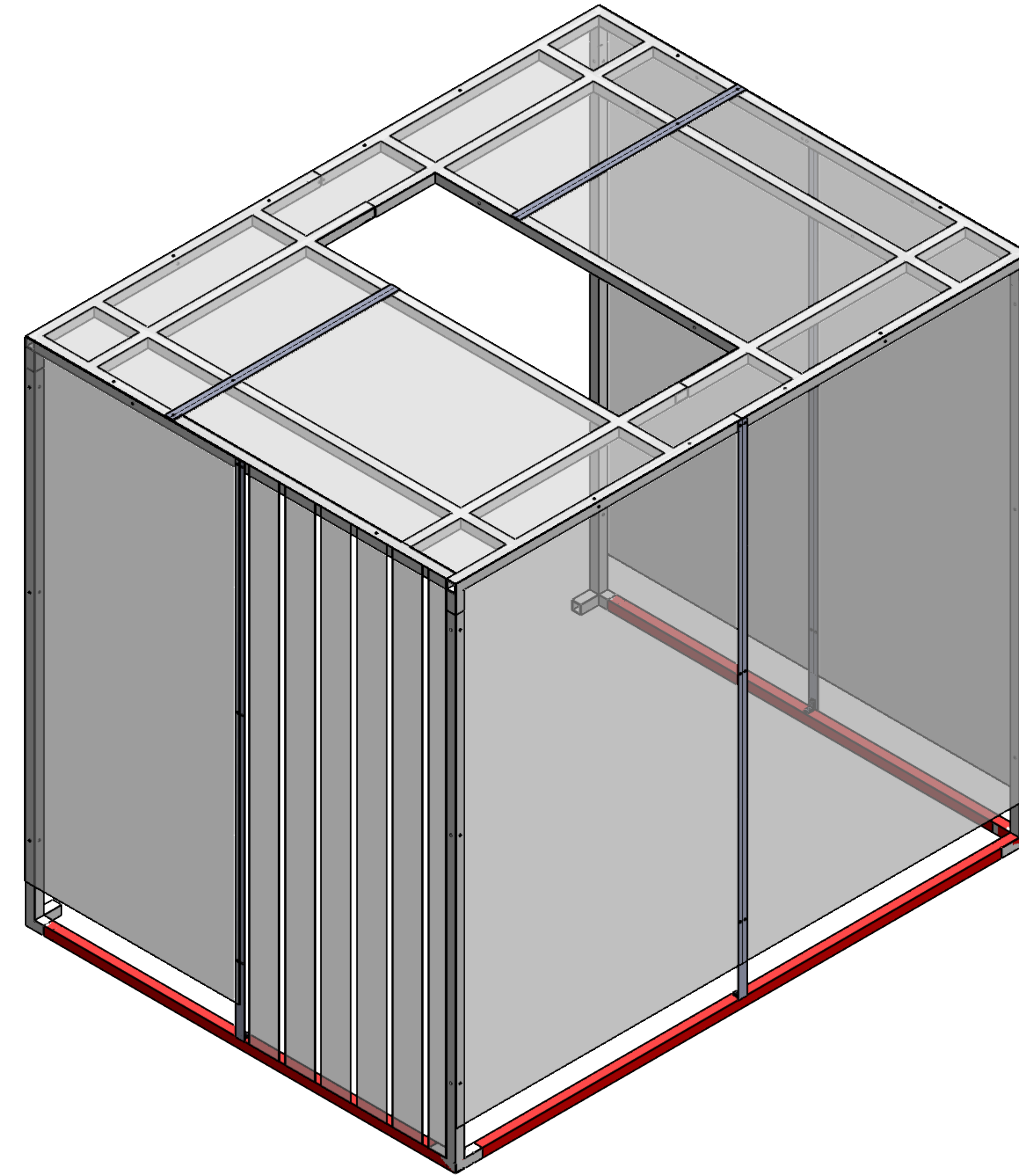
NOTE:

\*BOM FOR 3100 (2018CLEANROOM)

\*DRAWING FOR MANUFACTURE PLANS USE MANUAL FOR ASSEMBLY PROCESS

\*NUTS AND BOLTS ARE HIDDEN IN DRAWING, USE HOLE PLACEMENT FOR LOCATIONS

REVISIONS				
ZONE	REV.	DESCRIPTION	DATE	APPROVED
A8	A	INITIAL RELEASE	4/13/2024	A. REYNOZA



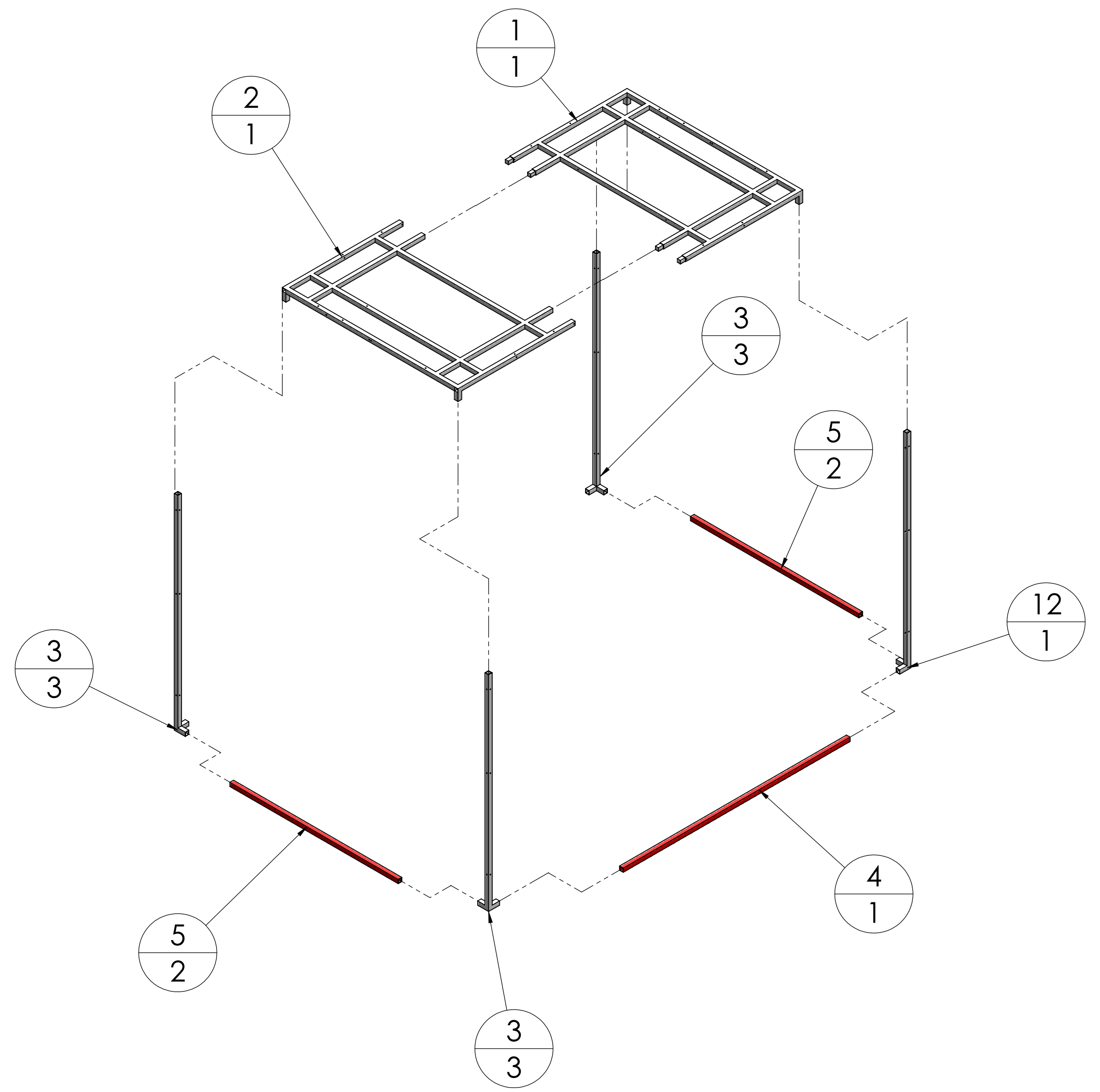
3100

ITEM NO.	SUPPLIER	PN	SW-Configuration Name(Configuration Name)	SW-Comments(Comments)	DESC	PART NUMBER	QTY.
1	MAYORGAS WELDING		900-1002	MANUFACTURED PART	1.5X1.5X0.125 STEEL BEAM	Roof Assembly Male	1
2	MAYORGAS WELDING		900-1001	MANUFACTURED PART	1.5X1.5X0.125 STEEL BEAM	Roof Assembly Female	1
3	MAYORGAS WELDING		1000-1001	MANUFACTURED PART	1.5X1.5X0.125 STEEL BEAM	Leg Assembly	3
4	MAYORGAS WELDING		1010-1002	MANUFACTURED PART	1.5X1.5X0.125 STEEL BEAM	93in Steel	1
5	MAYORGAS WELDING		1010-1001	MANUFACTURED PART	1.5X1.5X0.125 STEEL BEAM	69in Steel	2
6	EPlastics	PCCLR0.060AM48X96	200-5002	MODIFIED PURCHASED PART	48X96X0.0625 WALL	200-5002	3
7	EPlastics	PCCLR0.060AM48X96	200-5001	MODIFIED PURCHASED PART	48X96X0.0625 WALL	200-5001	1
8	EPlastics	PCCLR0.060AM48X96	200-5003	MODIFIED PURCHASED PART	48X96X0.0625 WALL	GOWNING POLYCARBONATE48X96	2
9	EPlastics	PCCLR0.060AM48X96	200-5004	MODIFIED PURCHASED PART	48X96X0.0625 WALL	GOWNING POLYCARBONATE48X96	1
10	EPlastics	PCCLR0.060AM48X96	200-5005	MODIFIED PURCHASED PART	48X96X0.0625 WALL	GOWNING POLYCARBONATE48X96	1
11			1020-1002			VinylCover	1
12	MAYORGAS WELDING		1000-1002	MANUFACTURED PART	1.5X1.5X0.125 STEEL BEAM	Leg Assembly	1
13	EPlastics	PCCLR0.060AM48X96	200-5006	MODIFIED PURCHASED PART	48X96X0.0625 WALL	GOWNING POLYCARBONATE48X96	1
14	80/20	2635	1030-1002	MANUFACTURED PURCHASED PART	Lite Aluminum Composite Panel: .236" Thick, Silver	AluminumPolyConnector2	3
15	80/20	2635	1030-1001	MANUFACTURED PURCHASED PART	Lite Aluminum Composite Panel: .236" Thick, Silver	AluminumPolyConnector2	2
16	HOME DEPOT	788795	Default	PURCHASED PART	1 in. Galvanized Corner Brace	GalvanizedCornerBrace	3

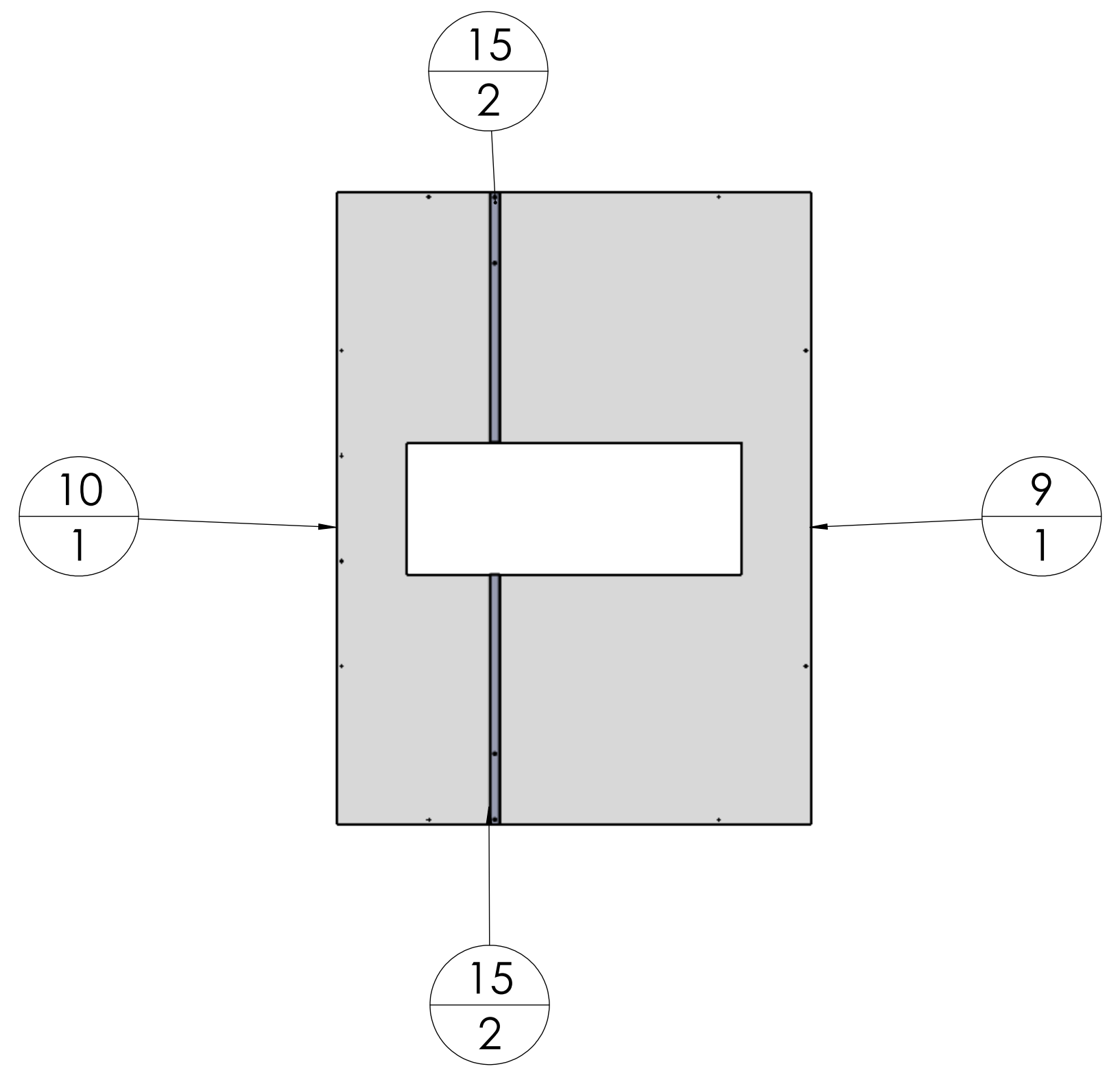
PROPRIETARY AND CONFIDENTIAL THE INFORMATION CONTAINED IN THIS DRAWING IS THE SOLE PROPERTY OF 2018 CleanRoom V1.0

UNLESS OTHERWISE SPECIFIED:	NAME	DATE	
DIMENSIONS ARE IN INCHES			
TOLERANCES:			
FRACTIONAL: ±	DRAWN		TITLE:
ANGULAR: ± MACH ±	CHECKED		
BEND: ±	ENG APPR.		
TWO PLACE DECIMAL: ±	MFG APPR.		
THREE PLACE DECIMAL: ±	Q.A.		
INTERPRET GEOMETRIC TOLERANCING PER:	COMMENTS:		
MATERIAL			
FINISH			
DO NOT SCALE DRAWING			

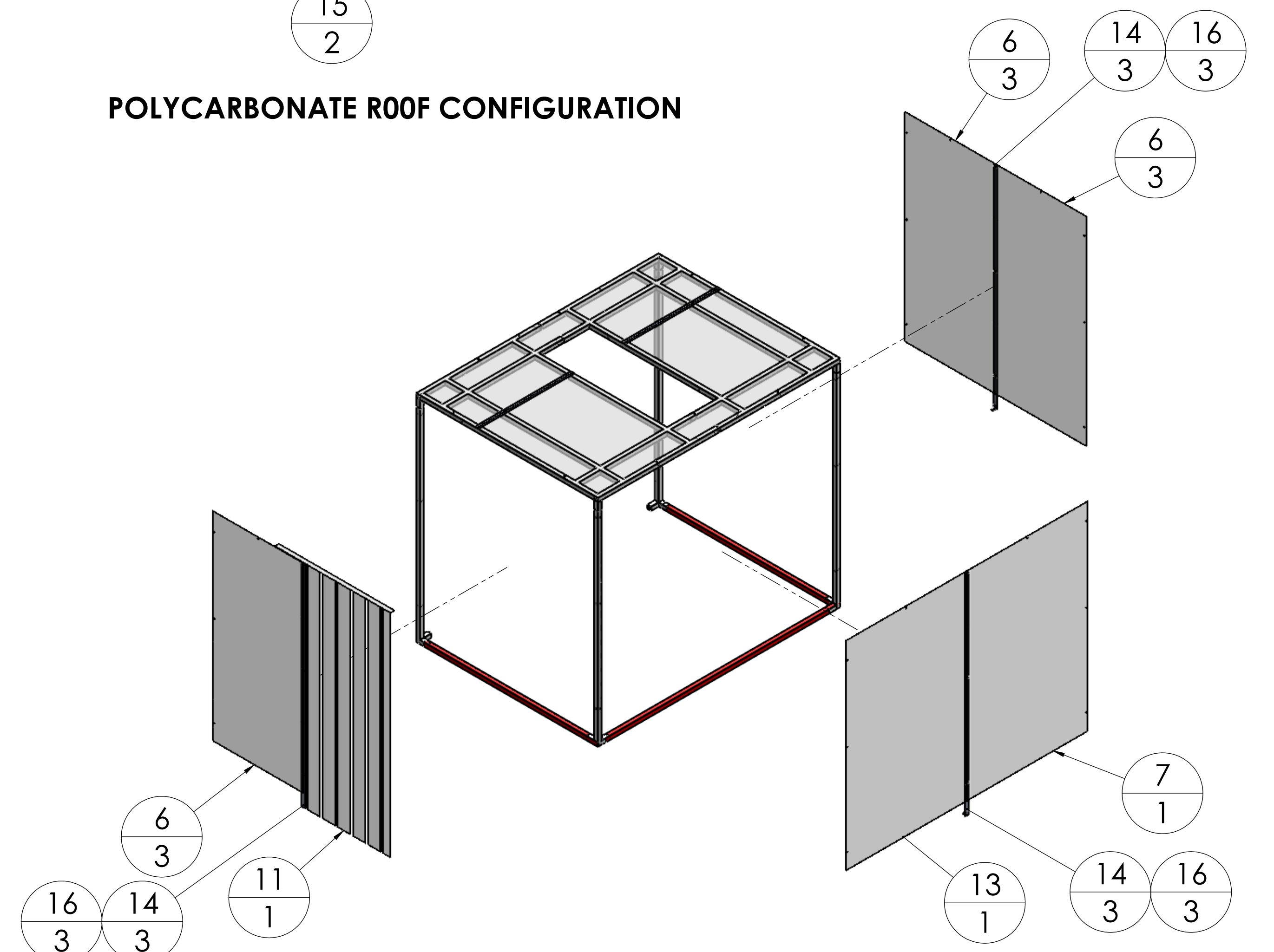




**FRAME ONLY**



**POLYCARBONATE ROOF CONFIGURATION**



**POLYCARBONATE WALL PLACEMENT**

**PROPRIETARY AND CONFIDENTIAL**  
 THE INFORMATION CONTAINED IN THIS DRAWING IS THE SOLE PROPERTY OF ©BERRY COMPANY NAME HERE©. ANY REPRODUCTION IN PART OR AS A WHOLE WITHOUT THE WRITTEN PERMISSION OF ©BERRY COMPANY NAME HERE© IS PROHIBITED.

UNLESS OTHERWISE SPECIFIED:		DRAWN	NAME	DATE
DIMENSIONS ARE IN INCHES		CHECKED		
TOLERANCES:		ENG APPR.		
FRACTIONAL: ±		MFG APPR.		
ANGULAR: MATCH ± BEND ±		Q.A.		
TWO PLACE DECIMAL ±		COMMENTS:		
THREE PLACE DECIMAL ±				
INTERPRET GEOMETRIC TOLERANCING PER:				
MATERIAL				
FINISH				
NEXT ASSY	USED ON			
APPLICATION	DO NOT SCALE DRAWING			

8

7

6

5

4

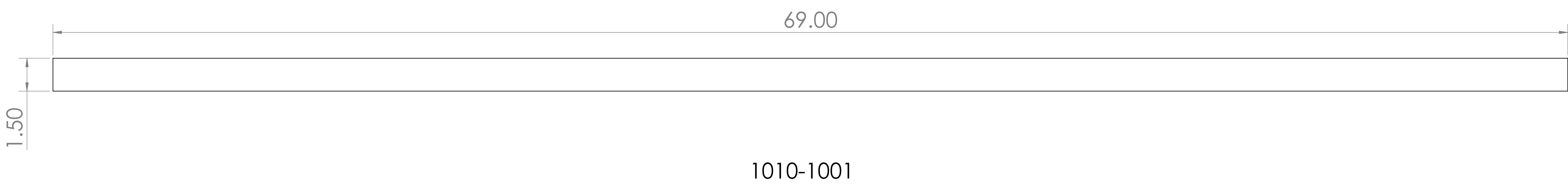
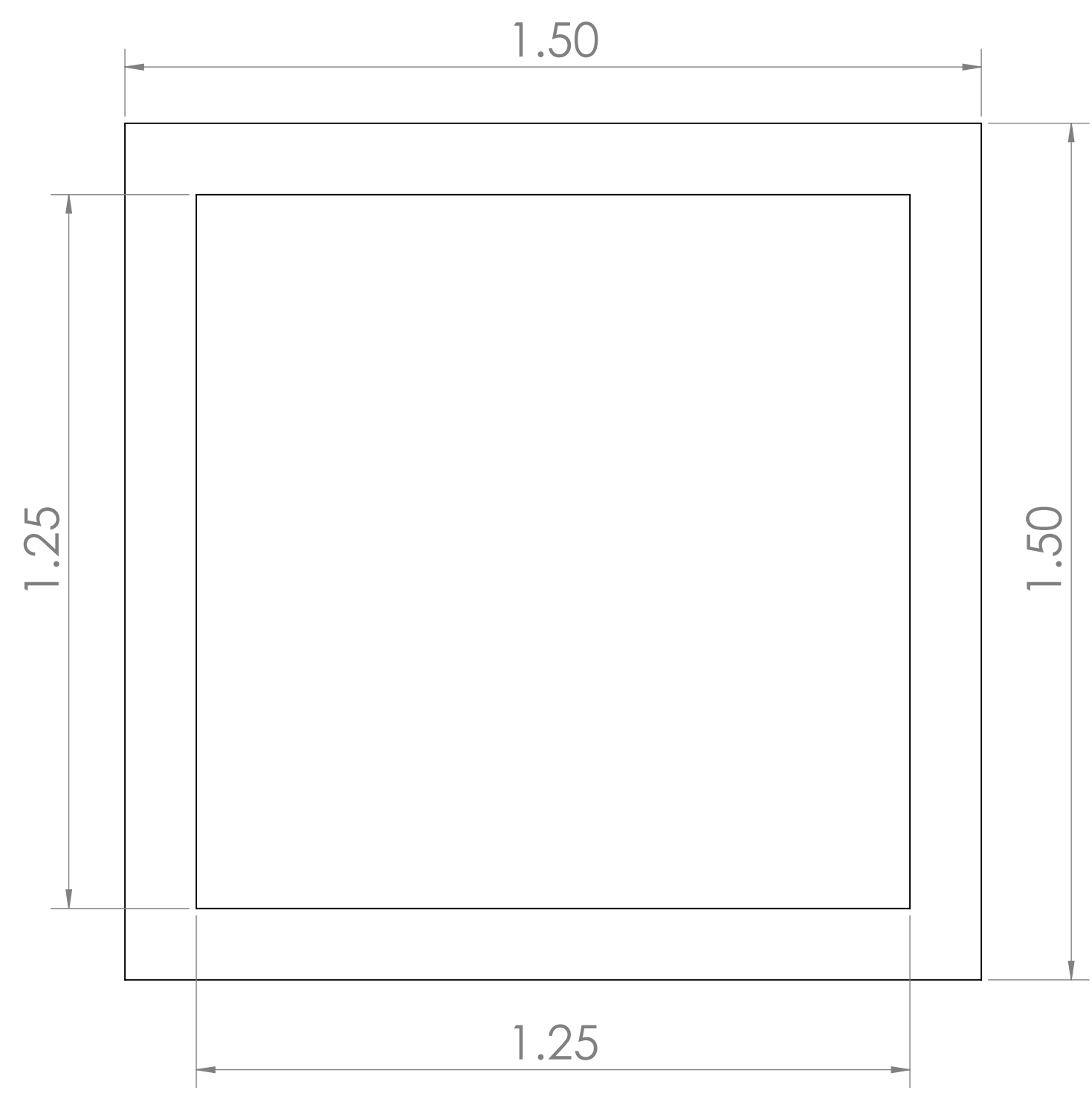
3

2

1

NOTE:  
\*DRAWING FOR MANUFACTURE PLANS USE MANUAL FOR ASSEMBLY PROCESS

REVISIONS				
ZONE	REV.	DESCRIPTION	DATE	APPROVED
	A	INITIAL RELEASE	4/13/2024	A. REYNOZA



1010-1001

PROPRIETARY AND CONFIDENTIAL  
THE INFORMATION CONTAINED IN THIS DRAWING IS THE SOLE PROPERTY OF  
«INSERT COMPANY NAME HERE». ANY  
REPRODUCTION IN PART OR AS A WHOLE  
WITHOUT THE WRITTEN PERMISSION OF  
«INSERT COMPANY NAME HERE» IS  
PROHIBITED.

UNLESS OTHERWISE SPECIFIED:		NAME	DATE
DRAWN			
CHECKED			
ENG APPR.			
MFG APPR.			
Q.A.			
COMMENTS:			

SIZE	DWG. NO.	REV
D	1010-1001	A

SCALE: 1:3	WEIGHT:	SHEET 1 OF 2
------------	---------	--------------

TITLE: 69in Steel

8

7

6

5

4

3

2

1

8

7

6

5

4

3

2

1

D

D

C

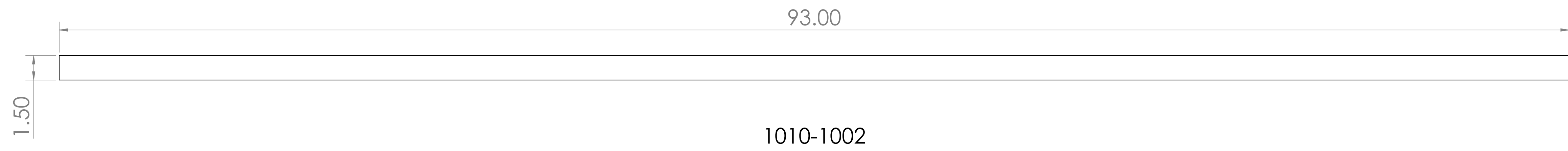
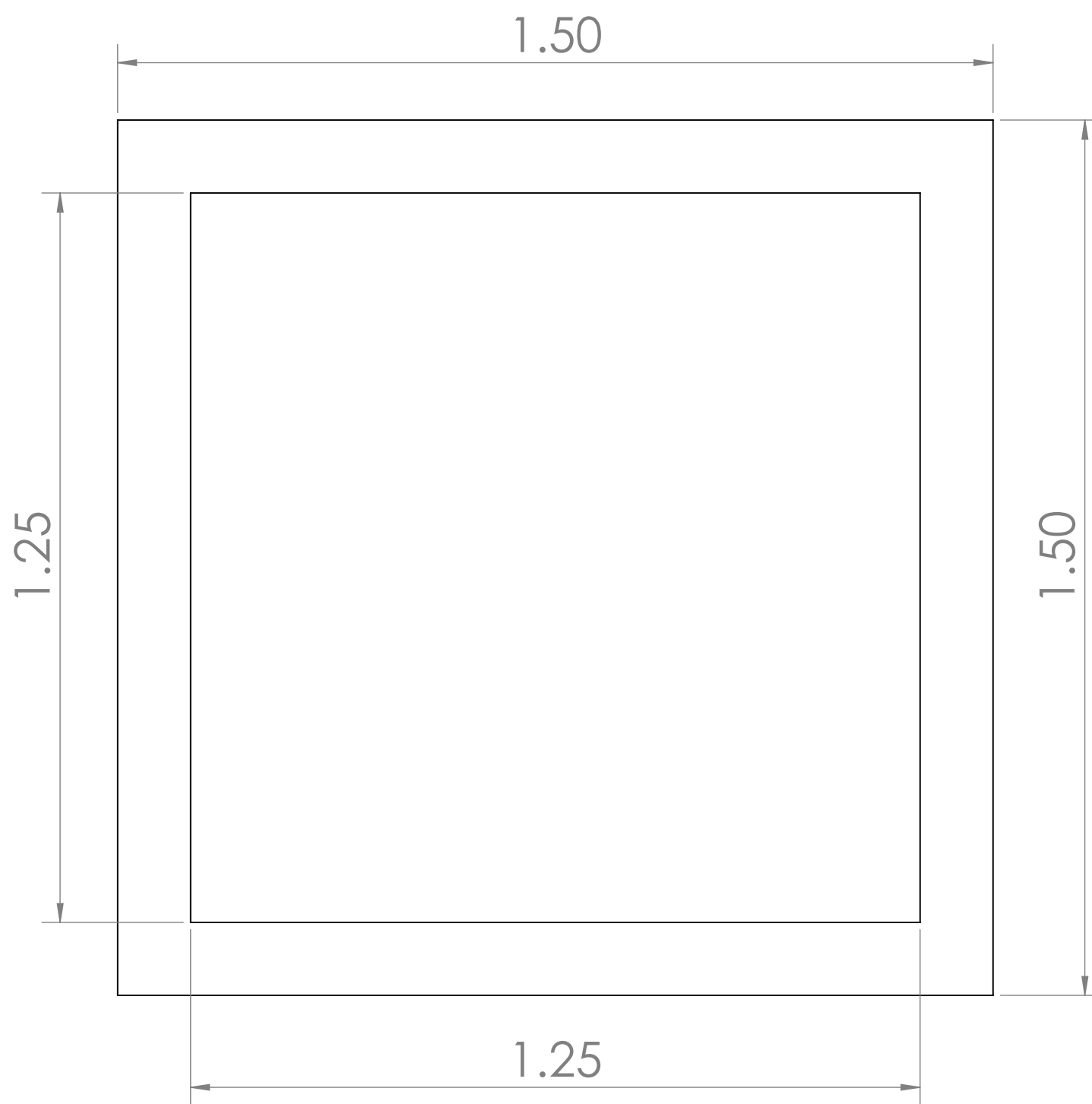
C

B

B

A

A



1010-1002

**PROPRIETARY AND CONFIDENTIAL**  
 THE INFORMATION CONTAINED IN THIS DRAWING IS THE SOLE PROPERTY OF <INSERT COMPANY NAME HERE>. ANY REPRODUCTION IN PART OR AS A WHOLE WITHOUT THE WRITTEN PERMISSION OF <INSERT COMPANY NAME HERE> IS PROHIBITED.

UNLESS OTHERWISE SPECIFIED:		DRAWN	NAME	DATE
DIMENSIONS ARE IN INCHES		CHECKED		
TOLERANCES:		ENG APPR.		
FRACTIONAL ±		MFG APPR.		
ANGULAR ± MACH ± BEND ±		Q.A.		
TWO PLACE DECIMAL ±		COMMENTS:		
THREE PLACE DECIMAL ±				
INTERPRET GEOMETRIC TOLERANCING PER:				
MATERIAL				
FINISH				
NEXT ASSY	USED ON			
APPLICATION	DO NOT SCALE DRAWING			

TITLE:		
96in Steel		
SIZE	DWG. NO.	REV
D	1010-1002	A
SCALE: 1:4	WEIGHT:	SHEET 2 OF 2

8

7

6

5

4

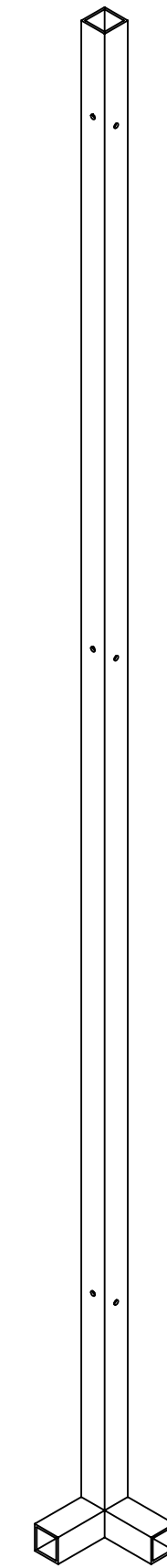
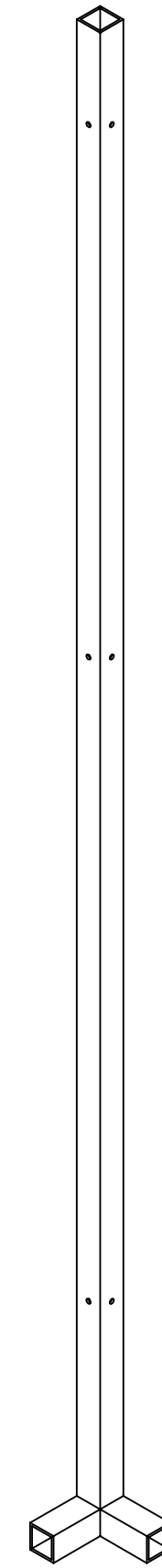
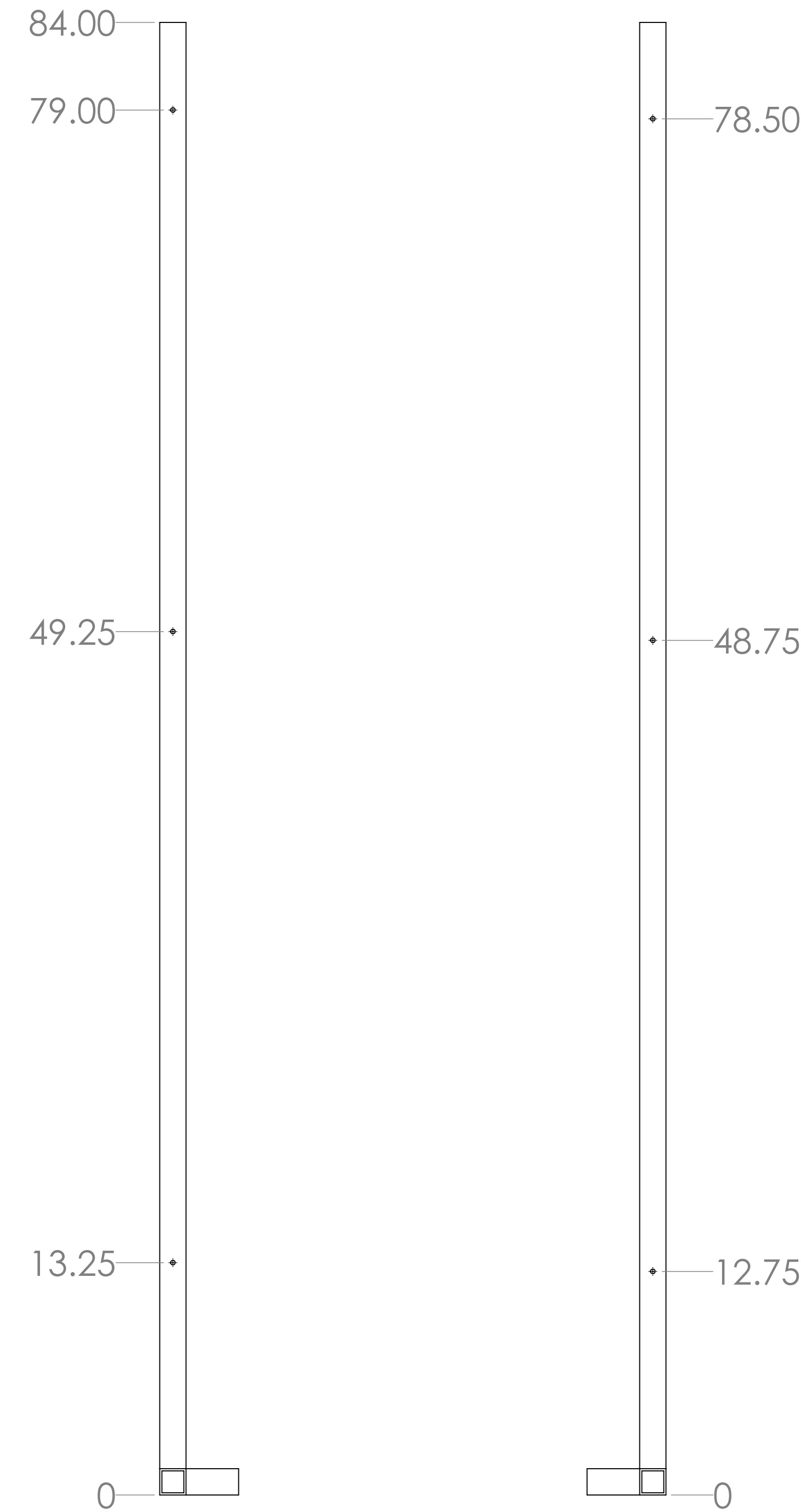

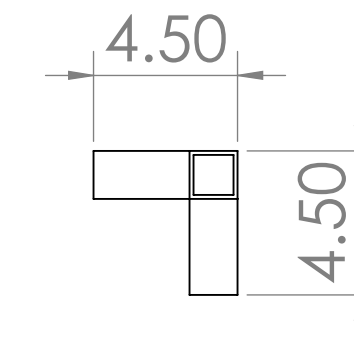
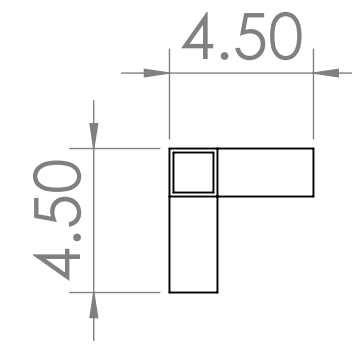
3

2

1

NOTE:  
 \*DRAWING FOR MANUFACTURE PLANS USE MANUAL FOR ASSEMBLY PROCESS

REVISIONS				
ZONE	REV.	DESCRIPTION	DATE	APPROVED
	A	INITIAL RELEASE	4/13/2024	A. REYNOZA



1000-1001

1000-1002

PROPRIETARY AND CONFIDENTIAL  
 THE INFORMATION CONTAINED IN THIS DRAWING IS THE SOLE PROPERTY OF <INSERT COMPANY NAME HERE>. ANY REPRODUCTION IN PART OR AS A WHOLE WITHOUT THE WRITTEN PERMISSION OF <INSERT COMPANY NAME HERE> IS PROHIBITED.

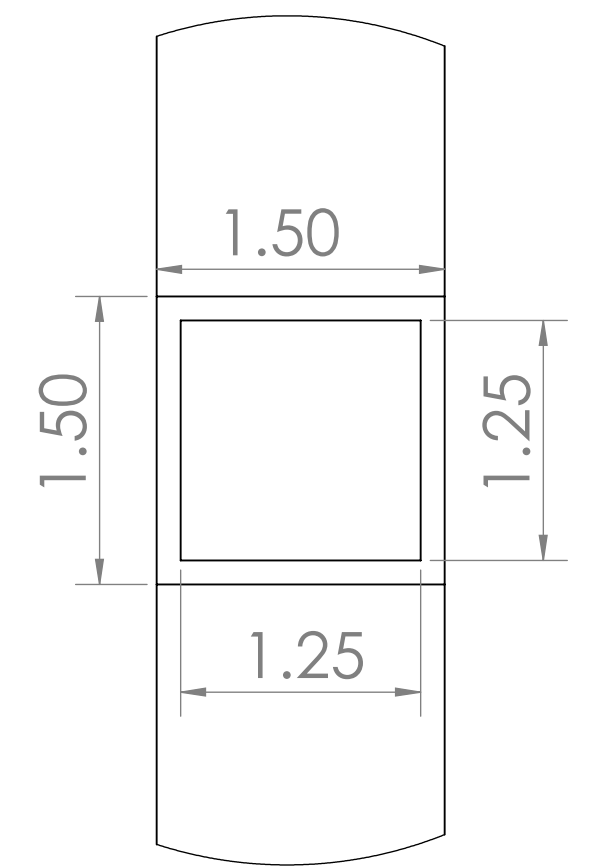
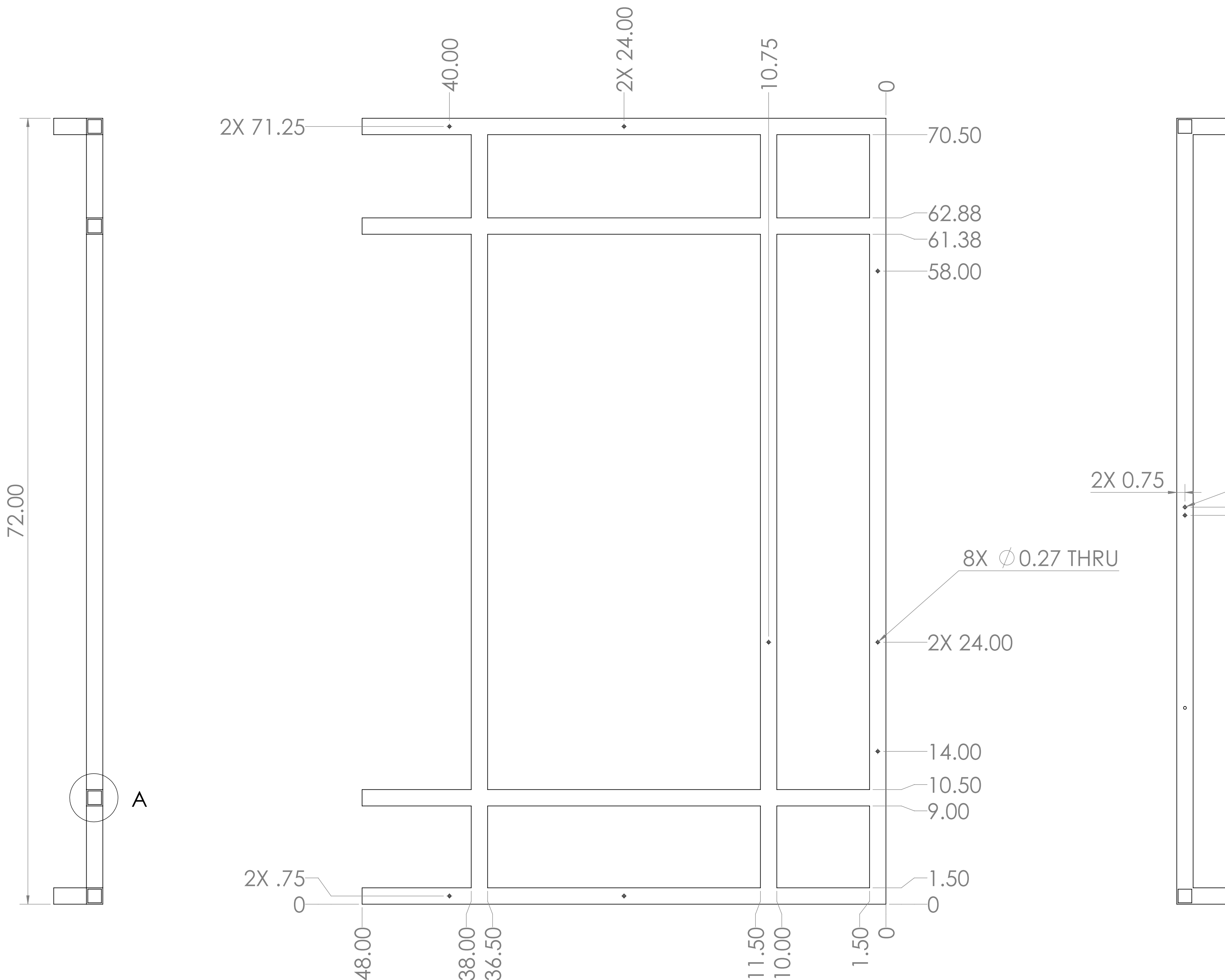
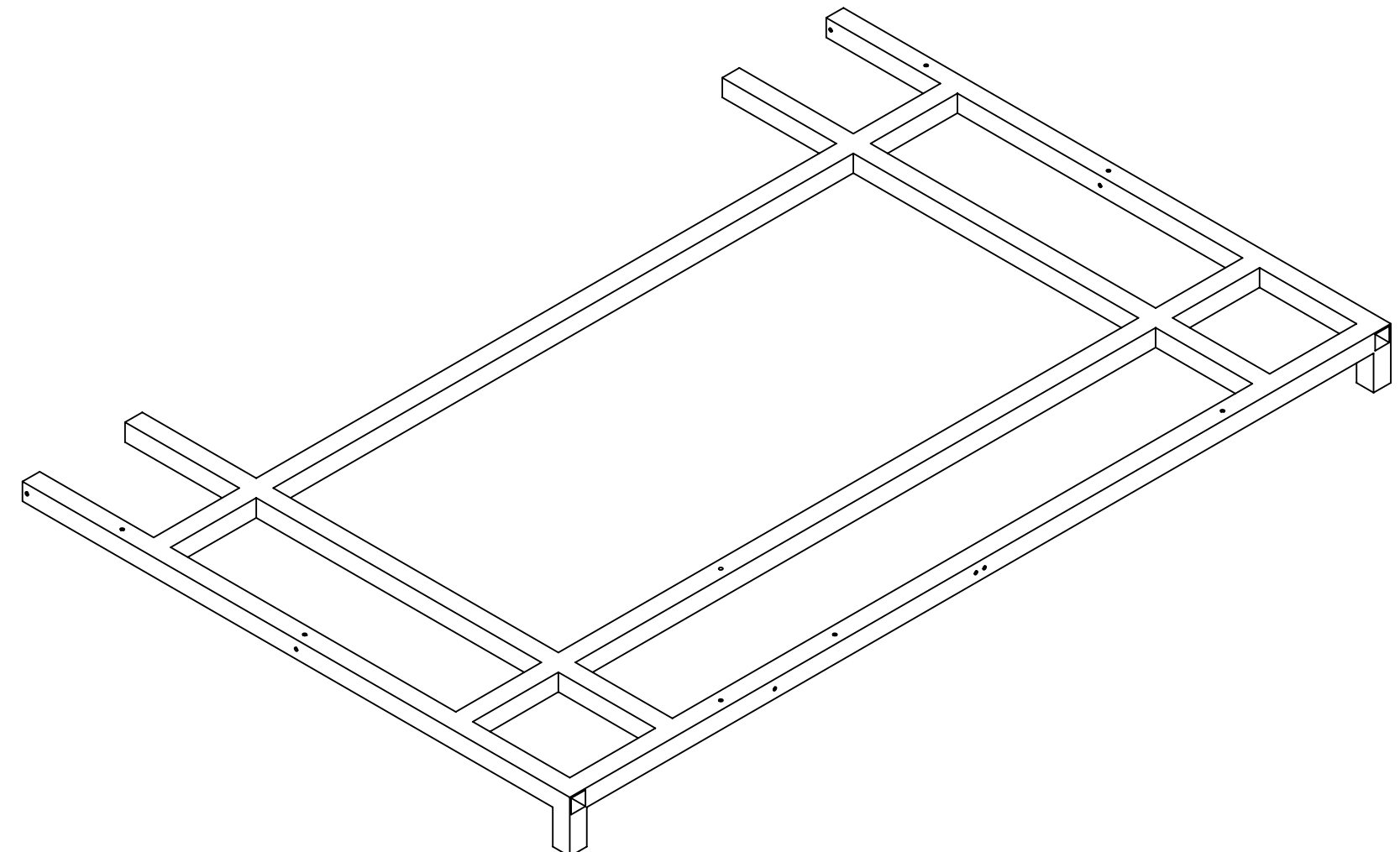
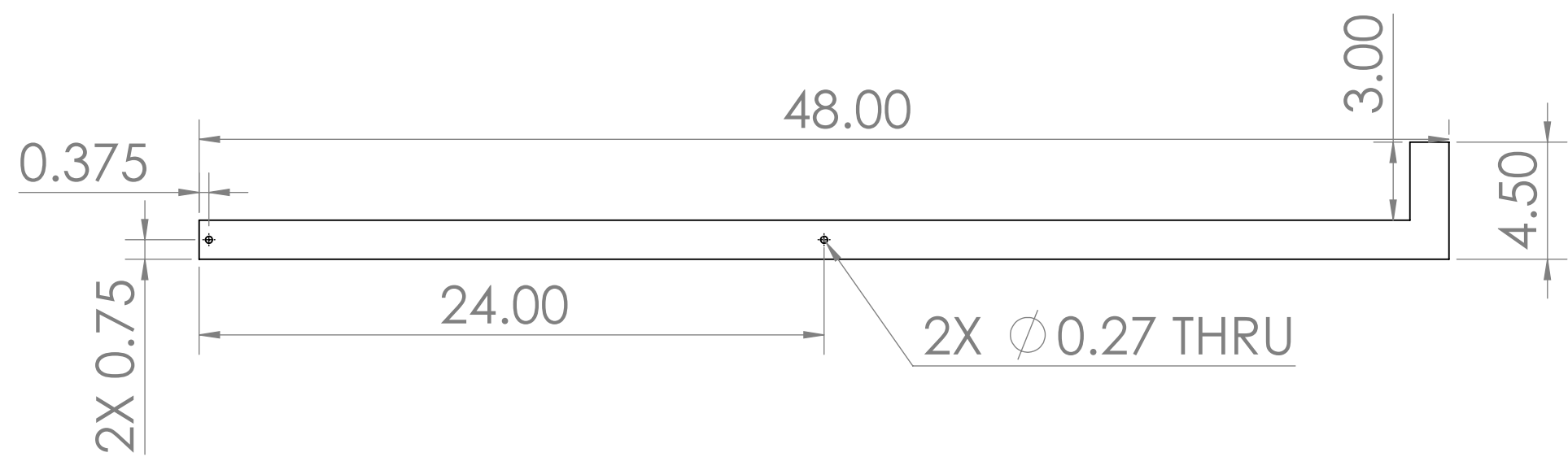
UNLESS OTHERWISE SPECIFIED:	NAME	DATE	TITLE:
DIMENSIONS ARE IN INCHES	DRAWN		
TOLERANCES:	CHECKED		
FRACTIONAL: ±	ENG APPR.		
ANGULAR: MACH ± BEND ±	MFG APPR.		
TWO PLACE DECIMAL ±			
THREE PLACE DECIMAL ±			
INTERPRET GEOMETRIC TOLERANCING PER:	Q.A.		
MATERIAL	COMMENTS:		
FINISH			
APPLICATION	DO NOT SCALE DRAWING		

SIZE DWG. NO. REV  
**Leg AssemblyA**  
 SCALE: 1:6 WEIGHT: SHEET 1 OF 1

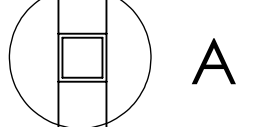
NOTE:  
\*DRAWING FOR MANUFACTURE PLANS USE MANUAL FOR ASSEMBLY PROCESS

REVISIONS				
ZONE	REV.	DESCRIPTION	DATE	APPROVED
	A	INITIAL RELEASE	4/13/2024	A. REYNOZA

**BOTH SIDES**



TYP BAR DIMENSIONS



DETAIL A  
SCALE 1:1

900-1001

PROPRIETARY AND CONFIDENTIAL  
THE INFORMATION CONTAINED IN THIS DRAWING IS THE SOLE PROPERTY OF...  
REPRODUCTION IN PART OR AS A WHOLE WITHOUT THE WRITTEN PERMISSION OF... IS PROHIBITED.

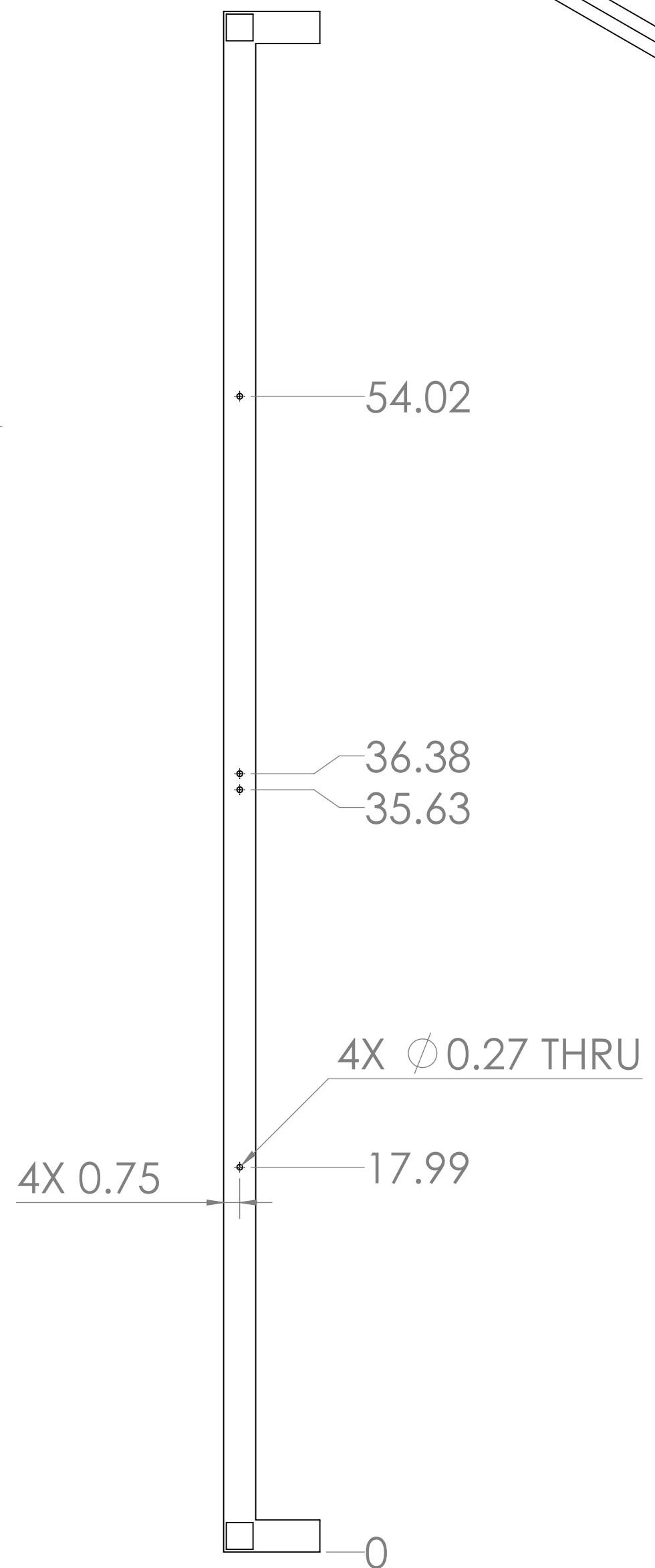
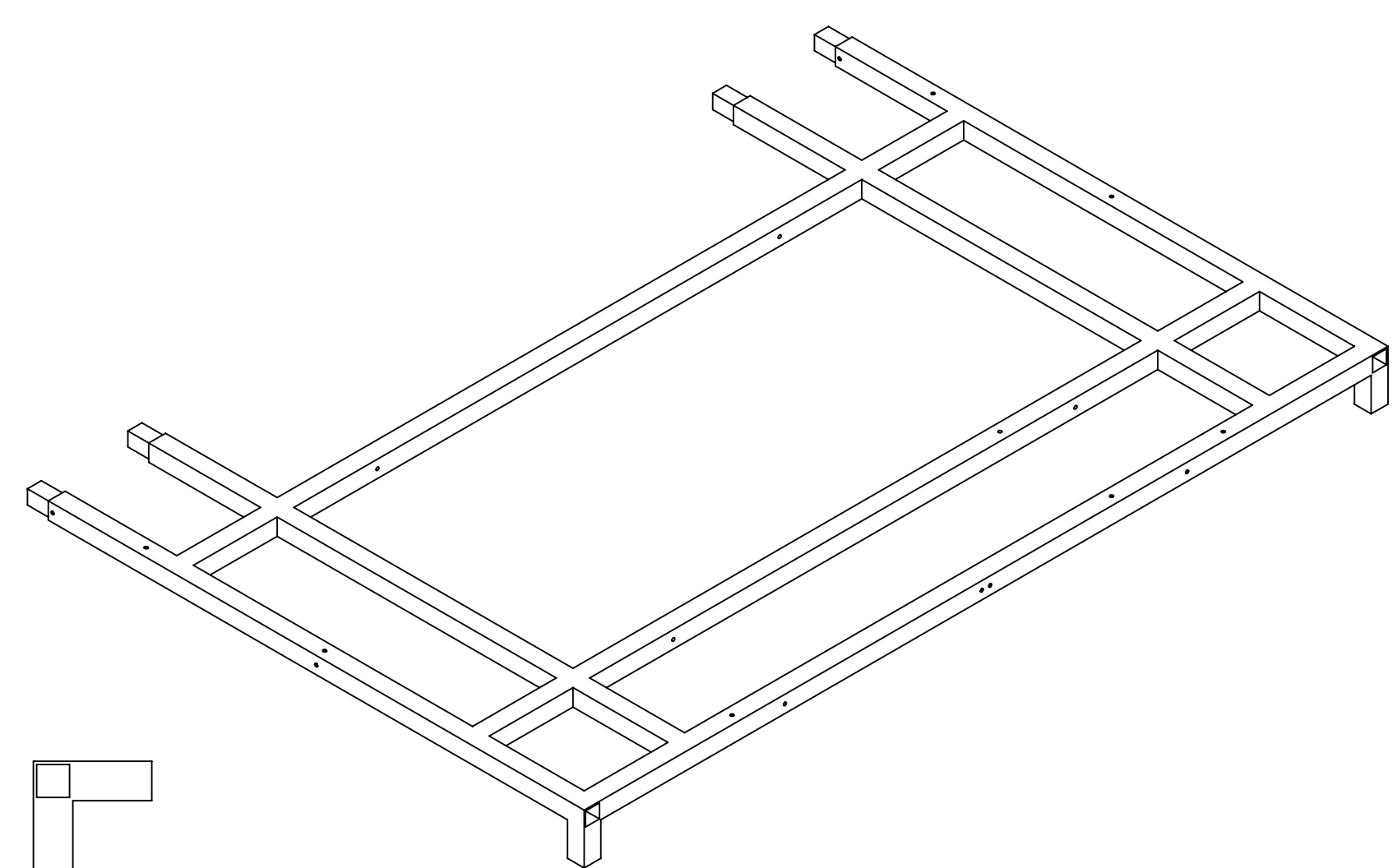
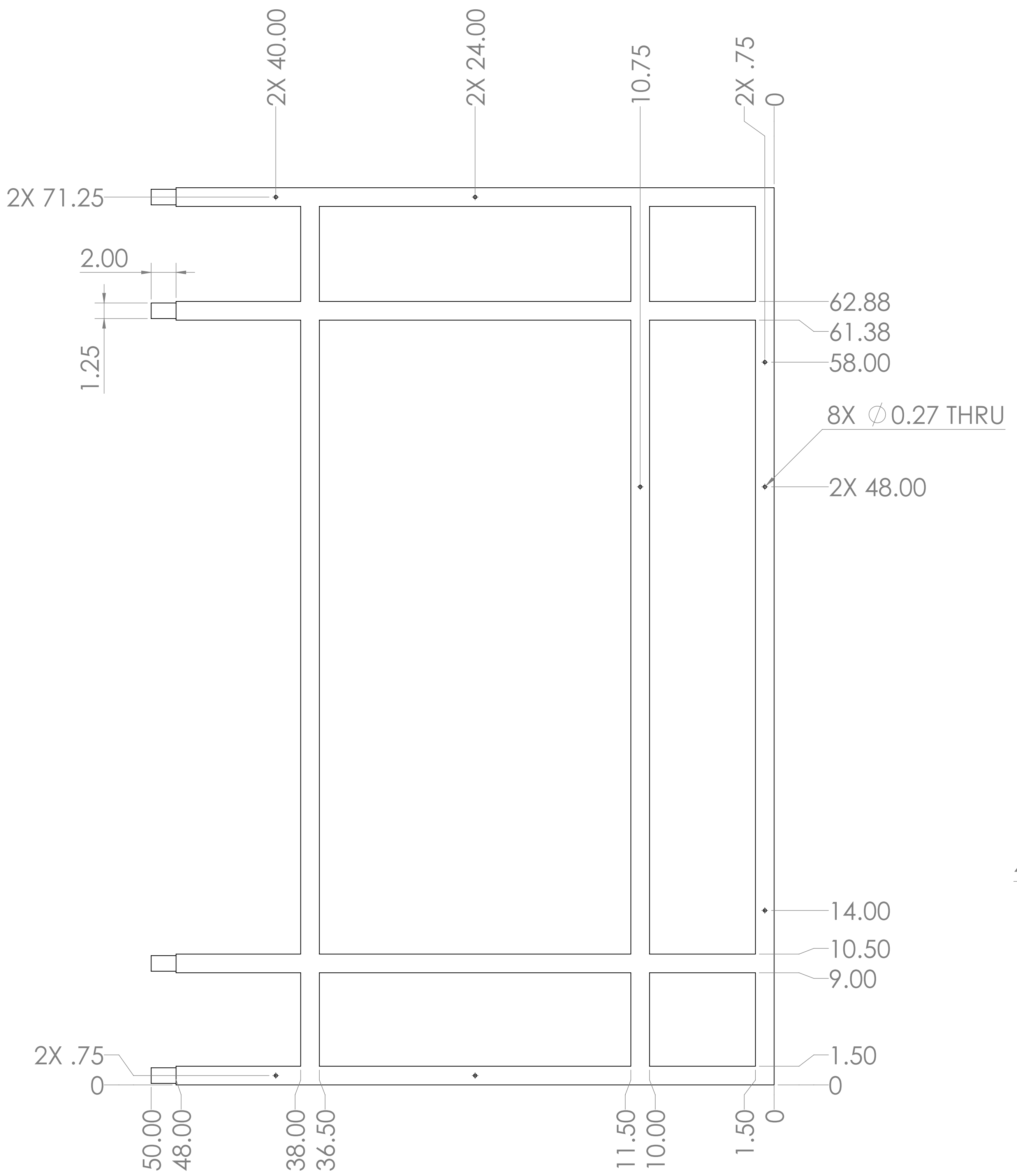

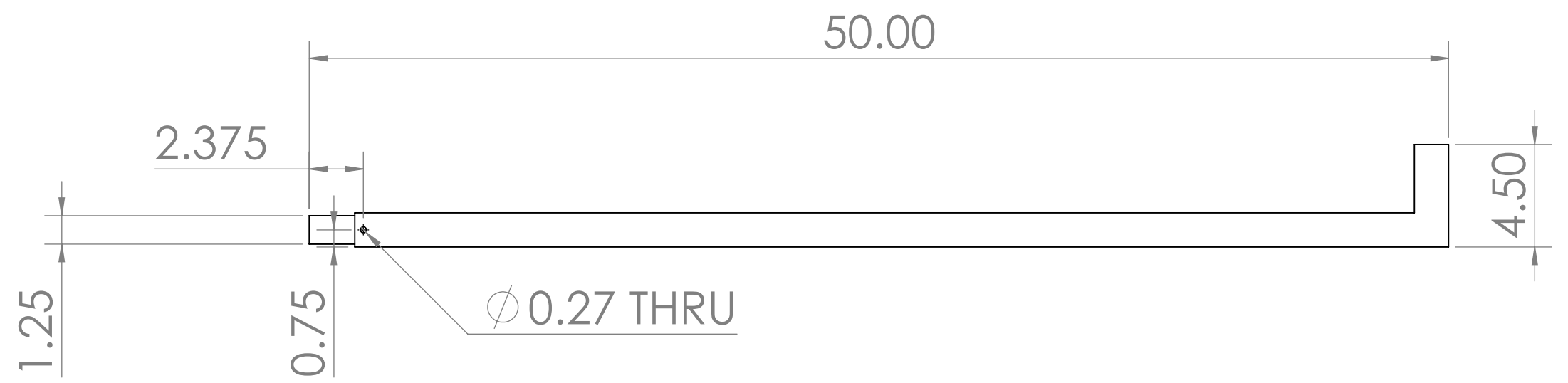
UNLESS OTHERWISE SPECIFIED:		DRAWN		NAME		DATE	
DIMENSIONS ARE IN INCHES		CHECKED					
TOLERANCES:		ENG APPR.					
FRACTIONAL: ±		MFG APPR.					
ANGULAR: MATCH ± BEND ±		Q.A.					
TWO PLACE DECIMAL ±		COMMENTS:					
THREE PLACE DECIMAL ±							
INTERPRET GEOMETRIC TOLERANCING PER:							
MATERIAL							
FINISH							
NEXT ASSY		USED ON					
APPLICATION		DO NOT SCALE DRAWING					

TITLE:		
Roof Assembly Female		
SIZE	DWG. NO.	REV
D	900-1001	A
SCALE: 1:8		WEIGHT:
		SHEET 1 OF 1

NOTE:  
\*DRAWING FOR MANUFACTURE PLANS USE MANUAL FOR ASSEMBLY PROCESS

**BOTH SIDES**

REVISIONS				
ZONE	REV.	DESCRIPTION	DATE	APPROVED
	A	INITIAL RELEASE	4/13/2024	A. REYNOZA



900-1002

PROPRIETARY AND CONFIDENTIAL  
THE INFORMATION CONTAINED IN THIS DRAWING IS THE SOLE PROPERTY OF...  
REPRODUCTION IN PART OR AS A WHOLE WITHOUT THE WRITTEN PERMISSION OF... IS PROHIBITED.

UNLESS OTHERWISE SPECIFIED:		DRAWN		NAME		DATE	
DIMENSIONS ARE IN INCHES		CHECKED					
TOLERANCES:		ENG APPR.					
FRACTIONAL ±		MFG APPR.					
ANGULAR ± MACH ± BEND ±		Q.A.					
TWO PLACE DECIMAL ±		COMMENTS:					
THREE PLACE DECIMAL ±							
INTERPRET GEOMETRIC TOLERANCING PER:							
MATERIAL							
FINISH							
NEXT ASSY		USED ON					
APPLICATION		DO NOT SCALE DRAWING					

TITLE: <b>Roof Assembly Male</b>		
SIZE	DWG. NO.	REV
<b>D</b>	<b>900-1002</b>	<b>A</b>
SCALE: 1:6	WEIGHT:	SHEET 1 OF 1



8

7

6

5

4


3

2


1

NOTE:  
 \*DRAWING FOR MANUFACTURE PLANS USE MANUAL FOR ASSEMBLY PROCESS  
 \*DIMENSIONS ARE REFERENCE ONLY

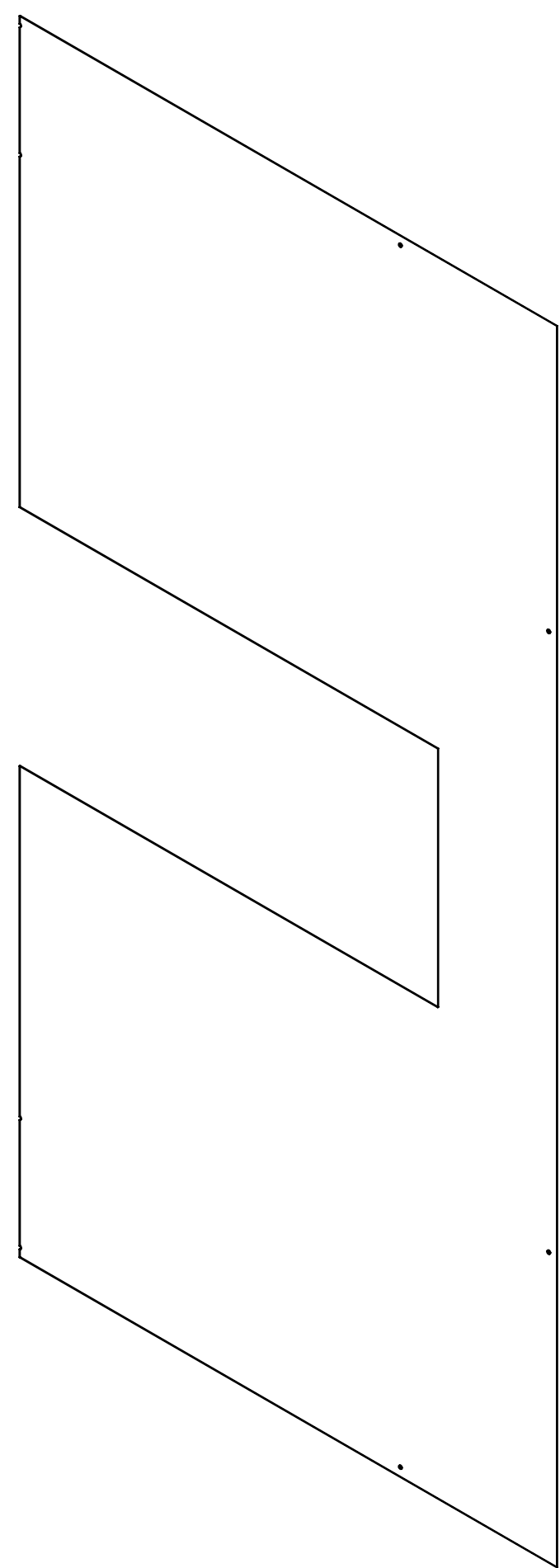
REVISIONS				
ZONE	REV.	DESCRIPTION	DATE	APPROVED
	A	INITIAL RELEASE	4/13/2024	A.REYNOZA



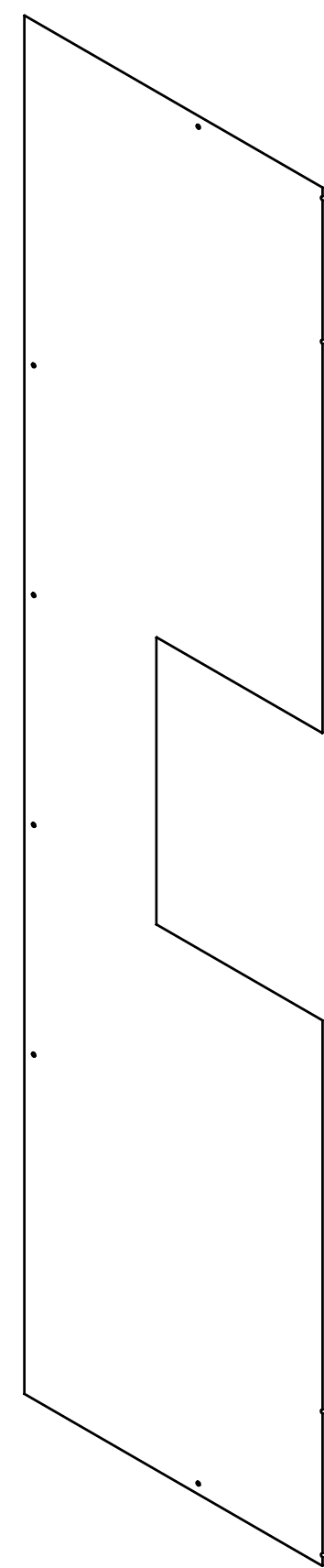
200-5001




200-5002



200-5004



200-5005



200-5006

**PROPRIETARY AND CONFIDENTIAL**  
 THE INFORMATION CONTAINED IN THIS DRAWING IS THE SOLE PROPERTY OF <INSERT COMPANY NAME HERE>. ANY REPRODUCTION IN PART OR AS A WHOLE WITHOUT THE WRITTEN PERMISSION OF <INSERT COMPANY NAME HERE> IS PROHIBITED.

UNLESS OTHERWISE SPECIFIED:		NAME	DATE
DIMENSIONS ARE IN INCHES			
TOLERANCES:			
FRACTIONAL ±	DRAWN		
ANGULAR: MACH ± BEND ±	CHECKED		
TWO PLACE DECIMAL ±	ENG APPR.		
THREE PLACE DECIMAL ±	MFG APPR.		
INTERPRET GEOMETRIC TOLERANCING PER:	Q.A.		
MATERIAL	COMMENTS:		
FINISH			
NEXT ASSY	USED ON		
APPLICATION	DO NOT SCALE DRAWING		

TITLE: **GOWNING POLYCARBONATE48x96**

SIZE DWG. NO. REV  
**D 200-5000 A**

SCALE: 1:10 WEIGHT: SHEET 1 OF 6

5

4

3

2

1

D

D

C

C

B

B

A

A

(0.0625)

79.00

47.98

2X 78.25

23.98

7X Ø0.27 THRU

72.50

42.25

42.75

6.25

6.75

0

0

.36

47.23

200-5001

PROPRIETARY AND CONFIDENTIAL  
THE INFORMATION CONTAINED IN THIS  
DRAWING IS THE SOLE PROPERTY OF  
<INSERT COMPANY NAME HERE>. ANY  
REPRODUCTION IN PART OR AS A WHOLE  
WITHOUT THE WRITTEN PERMISSION OF  
<INSERT COMPANY NAME HERE> IS  
PROHIBITED.

UNLESS OTHERWISE SPECIFIED:		DRAWN	NAME	DATE
DIMENSIONS ARE IN INCHES		CHECKED		
TOLERANCES:		ENG APPR.		
FRACTIONAL ±		MFG APPR.		
ANGULAR ± MACH ± BEND ±		Q.A.		
TWO PLACE DECIMAL ±		COMMENTS:		
THREE PLACE DECIMAL ±				
INTERPRET GEOMETRIC TOLERANCING PER:				
MATERIAL				
FINISH				
NEXT ASSY	USED ON			
APPLICATION	DO NOT SCALE DRAWING			

TITLE: GOWNING POLYCARBONATE48x96		
SIZE	DWG. NO.	REV
D	200-5001	A
SCALE: 1:6	WEIGHT:	SHEET 2 OF 6

D

D

C



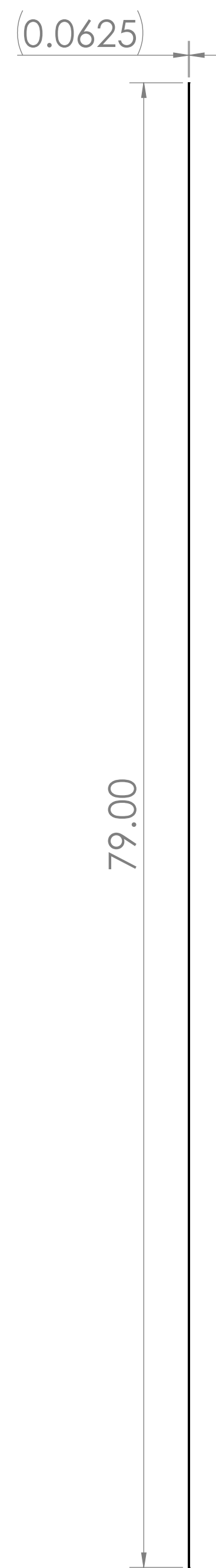
C

B

B

A

A



**PROPRIETARY AND CONFIDENTIAL**  
 THE INFORMATION CONTAINED IN THIS DRAWING IS THE SOLE PROPERTY OF <INSERT COMPANY NAME HERE>. ANY REPRODUCTION IN PART OR AS A WHOLE WITHOUT THE WRITTEN PERMISSION OF <INSERT COMPANY NAME HERE> IS PROHIBITED.

UNLESS OTHERWISE SPECIFIED:		DRAWN	NAME	DATE
DIMENSIONS ARE IN INCHES		CHECKED		
TOLERANCES:		ENG APPR.		
FRACTIONAL: ±		MFG APPR.		
ANGULAR: MATCH ± BEND ±		Q.A.		
TWO PLACE DECIMAL ±		COMMENTS:		
THREE PLACE DECIMAL ±				
INTERPRET GEOMETRIC TOLERANCING PER:				
MATERIAL				
FINISH				
NEXT ASSY	USED ON			
APPLICATION	DO NOT SCALE DRAWING			

TITLE:		
GOWNING POLYCARBONATE48x96		
SIZE	DWG. NO.	REV
D	200-5002	A
SCALE: 1:6	WEIGHT:	SHEET 3 OF 6

D

D

C

C

B

B

A

A

(0.0625)

96.0000

95.25

95.25

85.25

7X Ø0.27 THRU

72.00

58.00

38.00

24.00

.88

0

0

48.00

200-5004

14.00

10.63

.75

0

48.00

PROPRIETARY AND CONFIDENTIAL  
THE INFORMATION CONTAINED IN THIS DRAWING IS THE SOLE PROPERTY OF  
<INSERT COMPANY NAME HERE>. ANY  
REPRODUCTION IN PART OR AS A WHOLE  
WITHOUT THE WRITTEN PERMISSION OF  
<INSERT COMPANY NAME HERE> IS  
PROHIBITED.

UNLESS OTHERWISE SPECIFIED:		DRAWN	NAME	DATE
DIMENSIONS ARE IN INCHES		CHECKED		
TOLERANCES:		ENG APPR.		
FRACTIONAL ±		MFG APPR.		
ANGULAR: MACH ± BEND ±		Q.A.		
TWO PLACE DECIMAL ±		COMMENTS:		
THREE PLACE DECIMAL ±				
INTERPRET GEOMETRIC TOLERANCING PER:				
MATERIAL				
FINISH				
NEXT ASSY	USED ON			
APPLICATION	DO NOT SCALE DRAWING			

TITLE:		
GOWNING POLYCARBONATE48x96		
SIZE	DWG. NO.	REV
D	200-5004	A
SCALE: 1:6	WEIGHT:	SHEET 4 OF 6

D

D

C

C

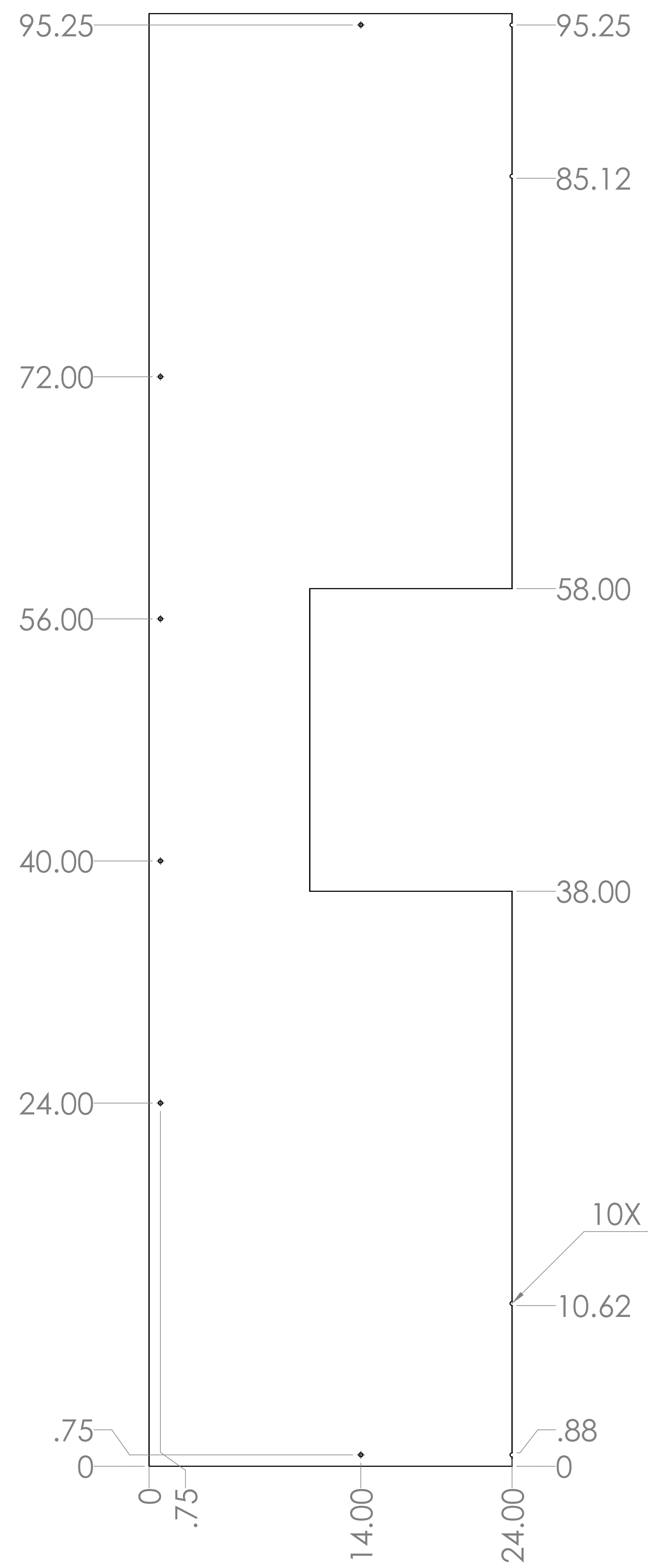
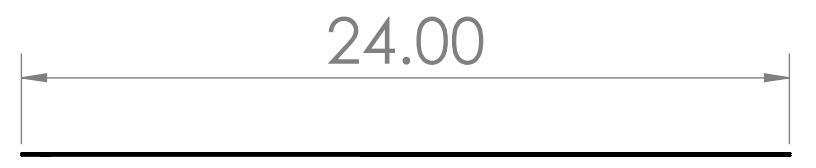
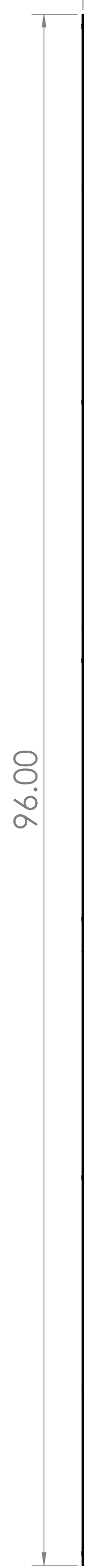
B

B

A

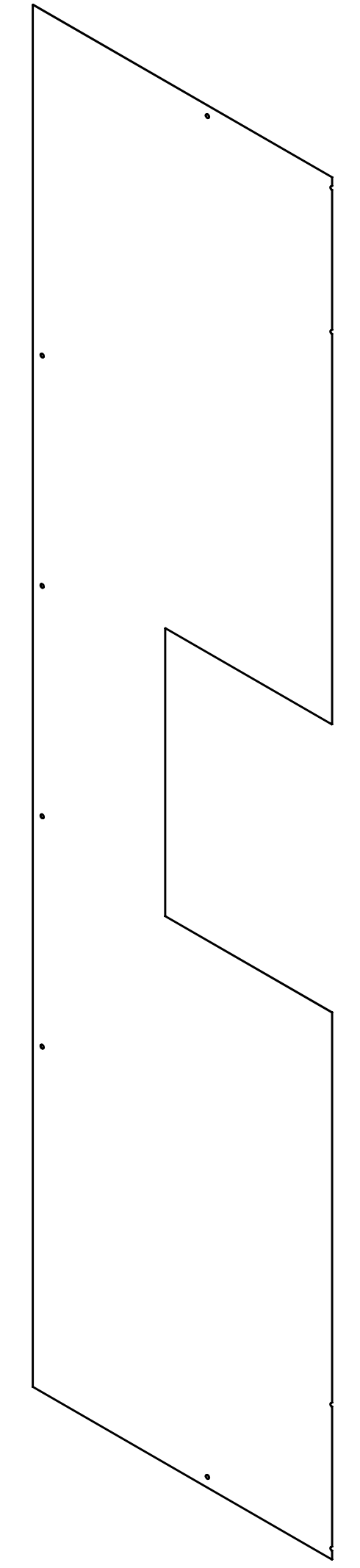
A

(0.0625)



10X  $\phi$  0.27 THRU

200-5005



**PROPRIETARY AND CONFIDENTIAL**  
 THE INFORMATION CONTAINED IN THIS DRAWING IS THE SOLE PROPERTY OF GOWNING POLYCARBONATE. ANY REPRODUCTION IN PART OR AS A WHOLE WITHOUT THE WRITTEN PERMISSION OF GOWNING POLYCARBONATE IS PROHIBITED.

UNLESS OTHERWISE SPECIFIED:		DRAWN	NAME	DATE
DIMENSIONS ARE IN INCHES		CHECKED		
TOLERANCES:		ENG APPR.		
FRACTIONAL ±		MFG APPR.		
ANGULAR: MACH ± BEND ±		Q.A.		
TWO PLACE DECIMAL ±		COMMENTS:		
THREE PLACE DECIMAL ±				
INTERPRET GEOMETRIC TOLERANCING PER:				
MATERIAL:				
FINISH:				
NEXT ASSY	USED ON			
APPLICATION		DO NOT SCALE DRAWING		

TITLE:		
GOWNING POLYCARBONATE48x96		
SIZE	DWG. NO.	REV
D	200-5005	A
SCALE: 1:6	WEIGHT:	SHEET 5 OF 6

D

D

C

C

B

B

A

A

(0.0625)

79.00

2X 78.25

2X 72.00

2X 42.25

2X 6.25

0

47.98


24.00

0

.75

200-5006

47.63



**PROPRIETARY AND CONFIDENTIAL**  
 THE INFORMATION CONTAINED IN THIS DRAWING IS THE SOLE PROPERTY OF GOWNING POLYCARBONATE. ANY REPRODUCTION IN PART OR AS A WHOLE WITHOUT THE WRITTEN PERMISSION OF GOWNING POLYCARBONATE IS PROHIBITED.

UNLESS OTHERWISE SPECIFIED:		DRAWN	NAME	DATE
DIMENSIONS ARE IN INCHES		CHECKED		
TOLERANCES:		ENG APPR.		
FRACTIONAL ±		MFG APPR.		
ANGULAR: MACH ± BEND ±		Q.A.		
TWO PLACE DECIMAL ±		COMMENTS:		
THREE PLACE DECIMAL ±				
INTERPRET GEOMETRIC TOLERANCING PER:				
MATERIAL				
FINISH				
NEXT ASSY	USED ON			
APPLICATION	DO NOT SCALE DRAWING			

TITLE:		
GOWNING POLYCARBONATE 48x96		
SIZE	DWG. NO.	REV
D	200-5006	A
SCALE: 1:6	WEIGHT:	SHEET 6 OF 6



8

7

6

5

4

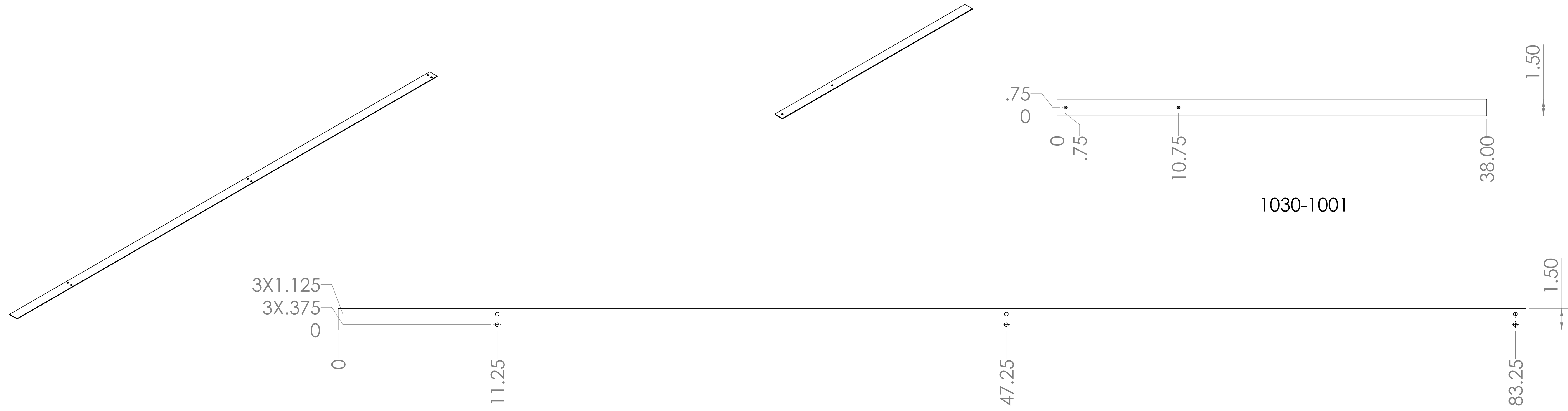

3

2

1

NOTE:  
\*DRAWING FOR MANUFACTURE PLANS USE MANUAL FOR ASSEMBLY PROCESS

REVISIONS				
ZONE	REV.	DESCRIPTION	DATE	APPROVED
A8	A	INITIAL RELEASE	4/13/2024	A. REYNOZA



1030-1001

1030-1002

**PROPRIETARY AND CONFIDENTIAL**  
 THE INFORMATION CONTAINED IN THIS DRAWING IS THE SOLE PROPERTY OF <INSERT COMPANY NAME HERE>. ANY REPRODUCTION IN PART OR AS A WHOLE WITHOUT THE WRITTEN PERMISSION OF <INSERT COMPANY NAME HERE> IS PROHIBITED.

UNLESS OTHERWISE SPECIFIED:		DRAWN	NAME	DATE
DIMENSIONS ARE IN INCHES		CHECKED		
TOLERANCES:		ENG APPR.		
FRACTIONAL ±		MFG APPR.		
ANGULAR ± MACH ± BEND ±		Q.A.		
TWO PLACE DECIMAL ±		COMMENTS:		
THREE PLACE DECIMAL ±				
INTERPRET GEOMETRIC TOLERANCING PER:				
MATERIAL				
FINISH				
NEXT ASSY	USED ON			
APPLICATION	DO NOT SCALE DRAWING			

TITLE:  
**AluminumPolyConnector2**

SIZE DWG. NO. REV  
**D 1030-1000 A**

SCALE: 1:5 WEIGHT: SHEET 1 OF 1

5

4

3

2

1